

Romerike Dynamiske Skyttere  
Presents

## NM PCC 2022

PCC : Level 3

2022-09-24 (1 day)

Kongsvinger, Norway



Våre sponsorer:



Document Date:  
20-Sep-2022

Match ID: D48401020

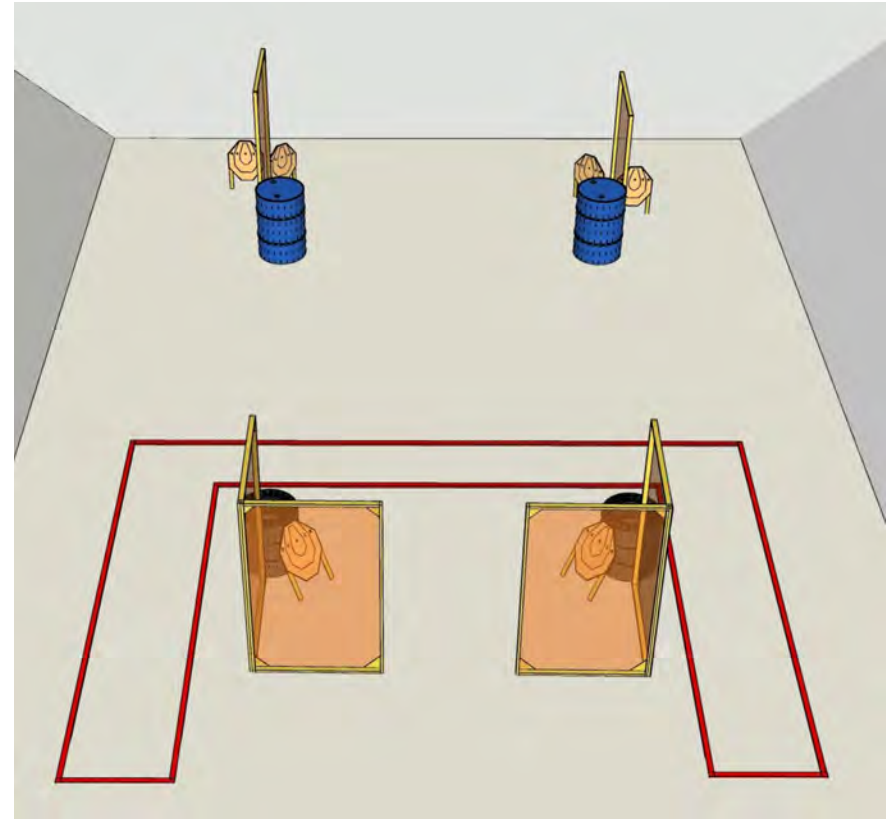
NM PCC 2022 : PCC : Level 3 : Kongsvinger, Norway

	1	2	3	4	5	6	7	8	9		10	11	12	13
Bay#	Stage#	Type [S/M/L]	IT	IMT	IMiT	IP	IMP	PL	NS	Rounds per Target	Rounds To Be Scored	Firearm Ready Condition	Start Position	Time Starts
1	1	Short		6						2	12	O1	AW	A
2	2	Short		2			6			2	10	O1	AW	A
3	3	Medium		11		1			1	2	23	O1	AW	A
4	4	Long	14							2	28	O1	HT	A
5	5	Medium		10		2		2		2	24	O1	AW	A
6	6	Short		6						2	12	O1	AW	A
	12	Short		4		2				2	10	O1	AW	A
7	7	Medium		10		1		3		2	24	O1	AW	A
8	8	Medium		10					1	2	20	O1	AW	A
9	9	Long		14		2				2	30	O1	HT	A
10	10	Short		5		1				2	11	O1	AW	A
11	11	Short		4			4			2	12	O1	AW	A
	Total	[6/4/2]	14	82		9	10	5	2		216			

Abbreviations	
IT	IPSC Target(s)
IMT	IPSC Mini Target(s)
IP	IPSC Popper(s)
IMP	IPSC Mini Popper(s)
PL	IPSC Plate(s)
NS	No-Shoot Target(s)
O1	Loaded - Option 1
O2	Loaded - Option 2
O3	Unloaded - Option 3
AW	Anywhere within the demarcated area.
HT	Heels Touching Mark.

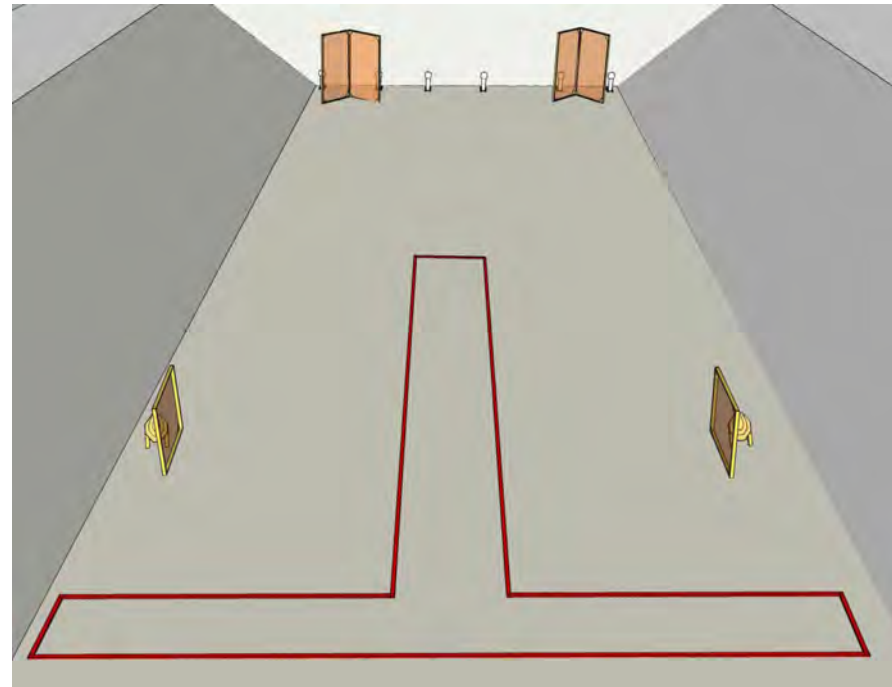
## STAGE 1

Type:	Short Course
Targets:	6 IPSC Mini Target(s)
Minimum number of rounds:	12
Firearm Ready Condition:	Loaded - Option 1
Start Position:	Anywhere within the demarcated area. Competitor standing erect, with the firearm in the ready condition, held in both hands, stock touching the competitor at hip level, barrel parallel to the ground, trigger guard downwards, muzzle pointing downrange with the fingers outside the trigger guard.
Time Starts:	Audible Signal
Procedure:	On Signal Engage Targets.



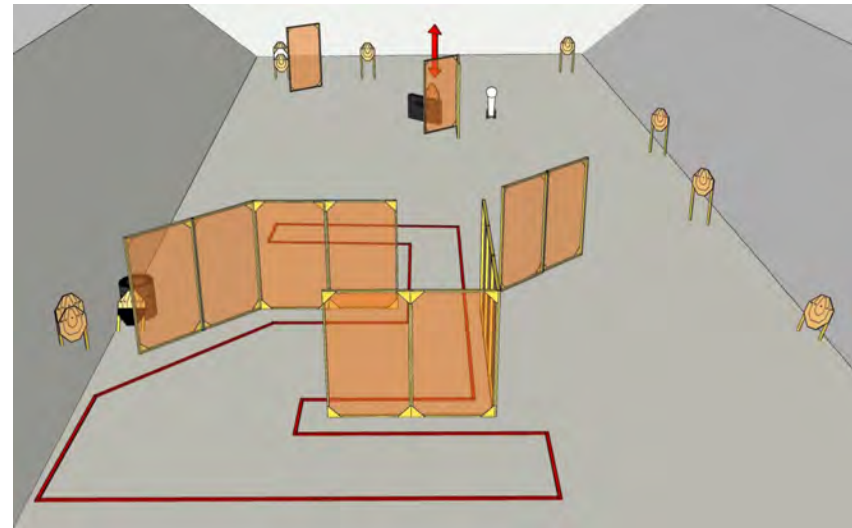
## STAGE 2

Type:	Short Course
Targets:	2 IPSC Mini Target(s) 6 IPSC Mini Popper(s)
Minimum number of rounds:	10
Firearm Ready Condition:	Loaded - Option 1
Start Position:	Anywhere within the demarcated area. Competitor standing erect, with the firearm in the ready condition, held in both hands, stock touching the competitor at hip level, barrel parallel to the ground, trigger guard downwards, muzzle pointing downrange with the fingers outside the trigger guard.
Time Starts:	Audible Signal
Procedure:	On Signal Engage Targets.



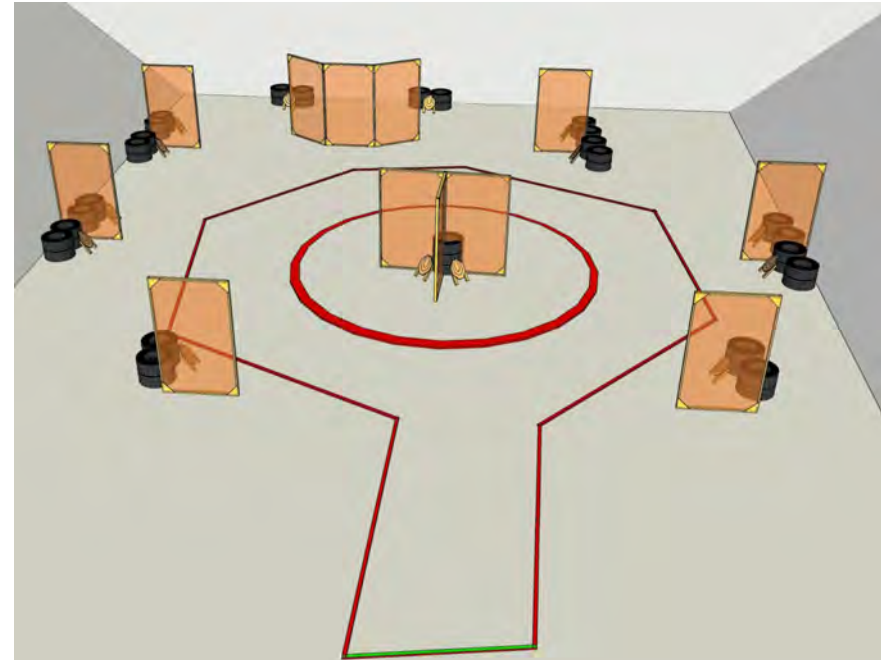
## STAGE 3

Type:	Medium Course
Targets:	11 IPSC Mini Target(s) 1 IPSC Popper(s)
Minimum number of rounds:	23
Firearm Ready Condition:	Loaded - Option 1
Start Position:	Anywhere within the demarcated area. Competitor standing erect, with the firearm in the ready condition, held in both hands, stock touching the competitor at hip level, barrel parallel to the ground, trigger guard downwards, muzzle pointing downrange with the fingers outside the trigger guard.
Time Starts:	Audible Signal
Procedure:	On Signal Engage Targets. Popper releases moving target, which will be visible at rest.



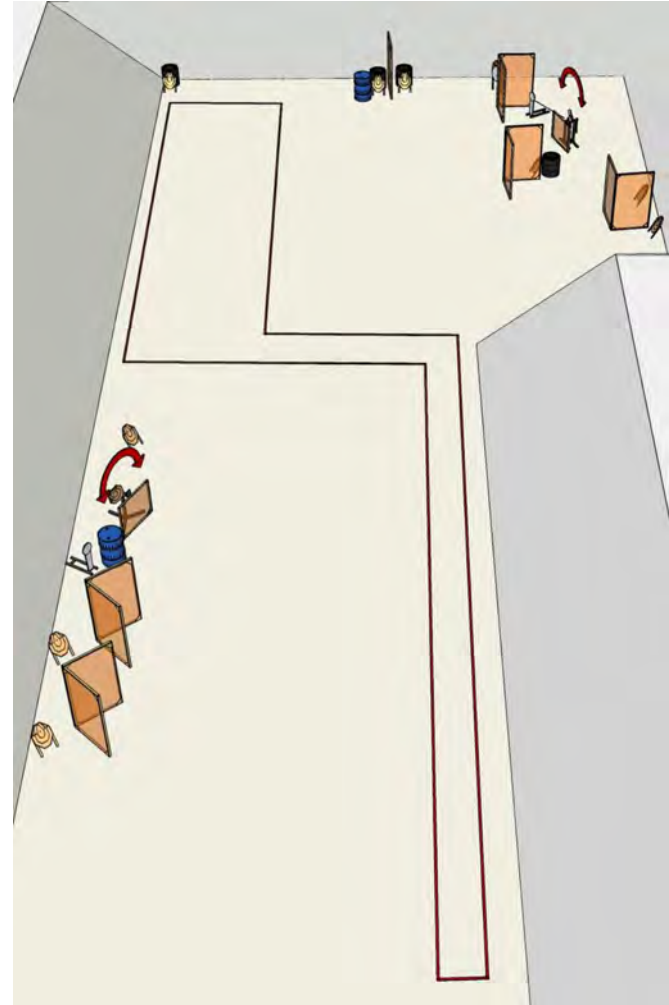
## STAGE 4

Type:	Long Course
Targets:	14 IPSC Target(s)
Minimum number of rounds:	28
Firearm Ready Condition:	Loaded - Option 1
Start Position:	Heels Touching Mark. Competitor standing erect, with the firearm in the ready condition, held in both hands, stock touching the competitor at hip level, barrel parallel to the ground, trigger guard downwards, muzzle pointing downrange with the fingers outside the trigger guard.
Time Starts:	Audible Signal
Procedure:	On Signal Engage Targets.



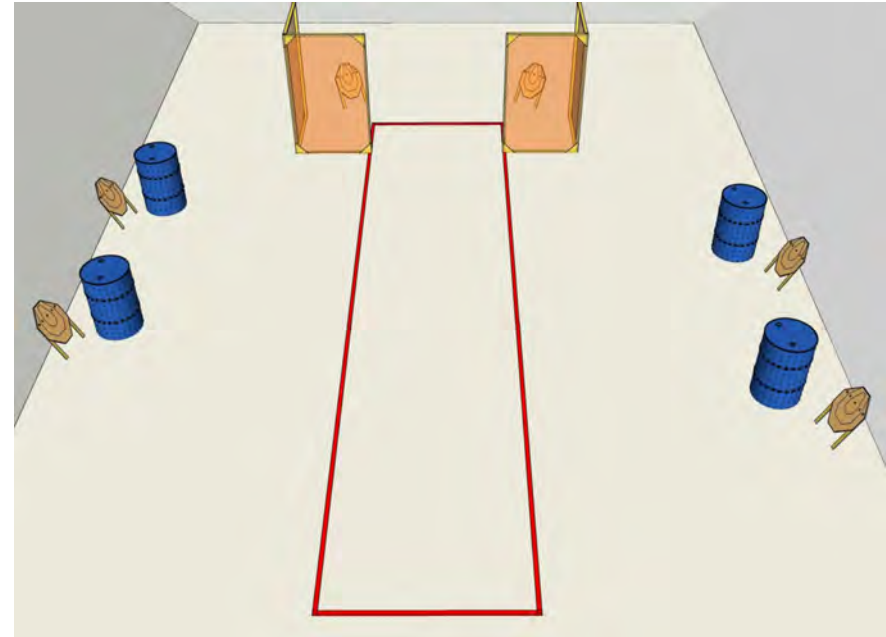
## STAGE 5

Type:	Medium Course
Targets:	10 IPSC Mini Target(s) 2 IPSC Popper(s) 2 IPSC Plate(s)
Minimum number of rounds:	24
Firearm Ready Condition:	Loaded - Option 1
Start Position:	Anywhere within the demarcated area. Competitor standing erect, with the firearm in the ready condition, held in both hands, stock touching the competitor at hip level, barrel parallel to the ground, trigger guard downwards, muzzle pointing downrange with the fingers outside the trigger guard.
Time Starts:	Audible Signal
Procedure:	On Signal Engage Targets.



## STAGE 6

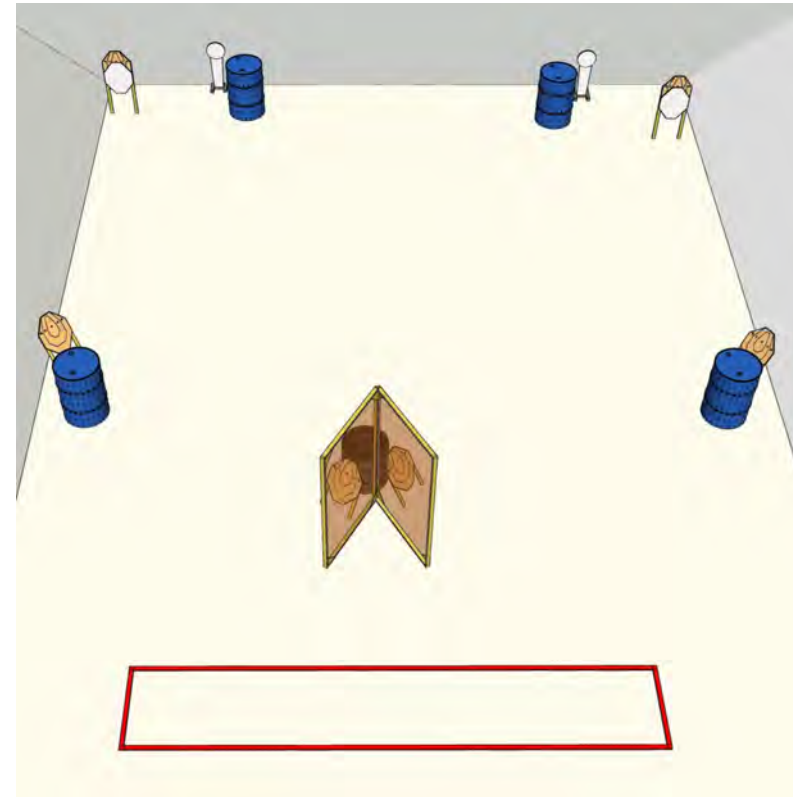
Type:	Short Course
Targets:	6 IPSC Mini Target(s)
Minimum number of rounds:	12
Firearm Ready Condition:	Loaded - Option 1
Start Position:	Anywhere within the demarcated area. Competitor standing erect, with the firearm in the ready condition, held in both hands, stock touching the competitor at hip level, barrel parallel to the ground, trigger guard downwards, muzzle pointing downrange with the fingers outside the trigger guard.
Time Starts:	Audible Signal
Procedure:	On Signal Engage Targets.





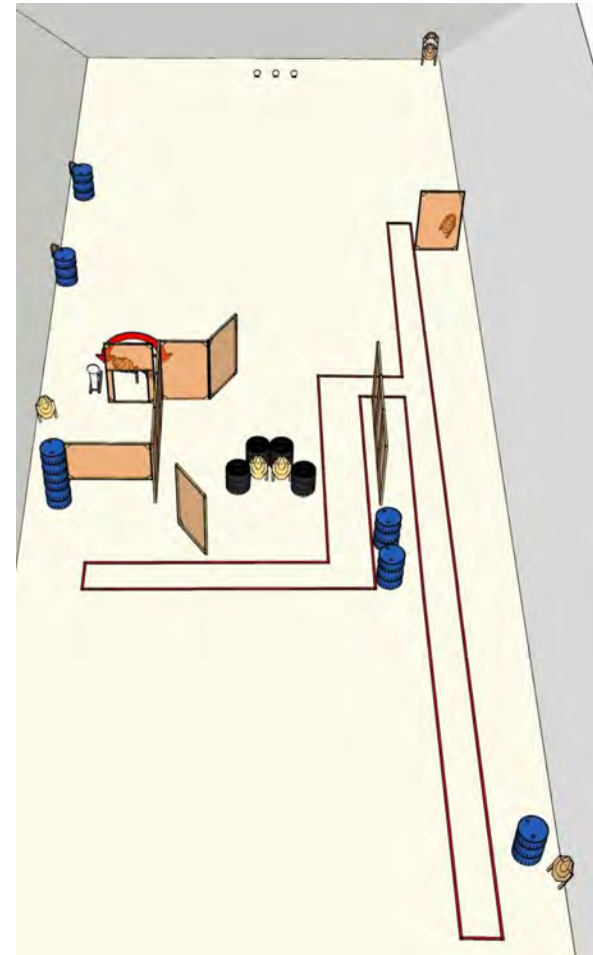
## STAGE 12

Type:	Short Course
Targets:	4 IPSC Mini Target(s) 4 IPSC Mini Popper(s)
Minimum number of rounds:	12
Firearm Ready Condition:	Loaded - Option 1
Start Position:	Anywhere within the demarcated area. Competitor standing erect, with the firearm in the ready condition, held in both hands, stock touching the competitor at hip level, barrel parallel to the ground, trigger guard downwards, muzzle pointing downrange with the fingers outside the trigger guard.
Time Starts:	Audible Signal
Procedure:	On Signal Engage Targets.



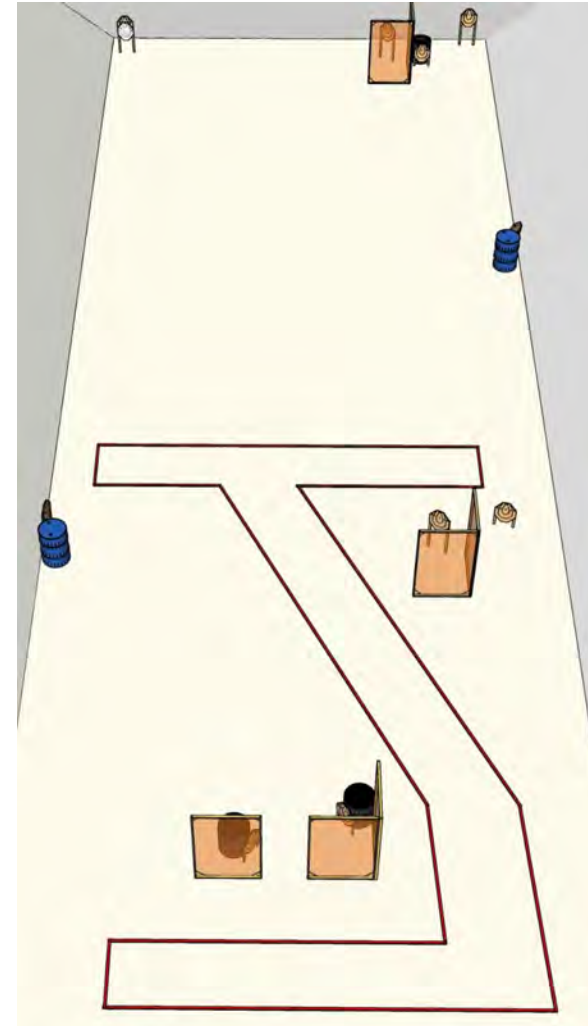
## STAGE 7

Type:	Medium Course
Targets:	10 IPSC Mini Target(s) 1 IPSC Popper(s) 3 IPSC Plate(s)
Minimum number of rounds:	24
Firearm Ready Condition:	Loaded - Option 1
Start Position:	Anywhere within the demarcated area. Competitor standing erect, with the firearm in the ready condition, held in both hands, stock touching the competitor at hip level, barrel parallel to the ground, trigger guard downwards, muzzle pointing downrange with the fingers outside the trigger guard.
Time Starts:	Audible Signal
Procedure:	On Signal Engage Targets. Popper releases moving target, which will be visible at rest.



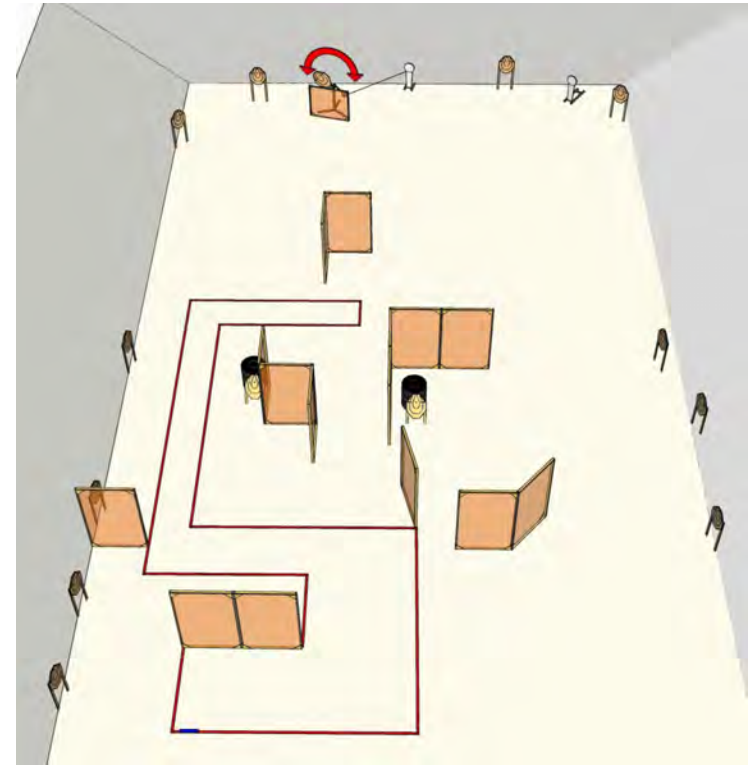
## STAGE 8

Type:	Medium Course
Targets:	10 IPSC Mini Target(s)
Minimum number of rounds:	20
Firearm Ready Condition:	Loaded - Option 1
Start Position:	Anywhere within the demarcated area. Competitor standing erect, with the firearm in the ready condition, held in both hands, stock touching the competitor at hip level, barrel parallel to the ground, trigger guard downwards, muzzle pointing downrange with the fingers outside the trigger guard.
Time Starts:	Audible Signal
Procedure:	On Signal Engage Targets.



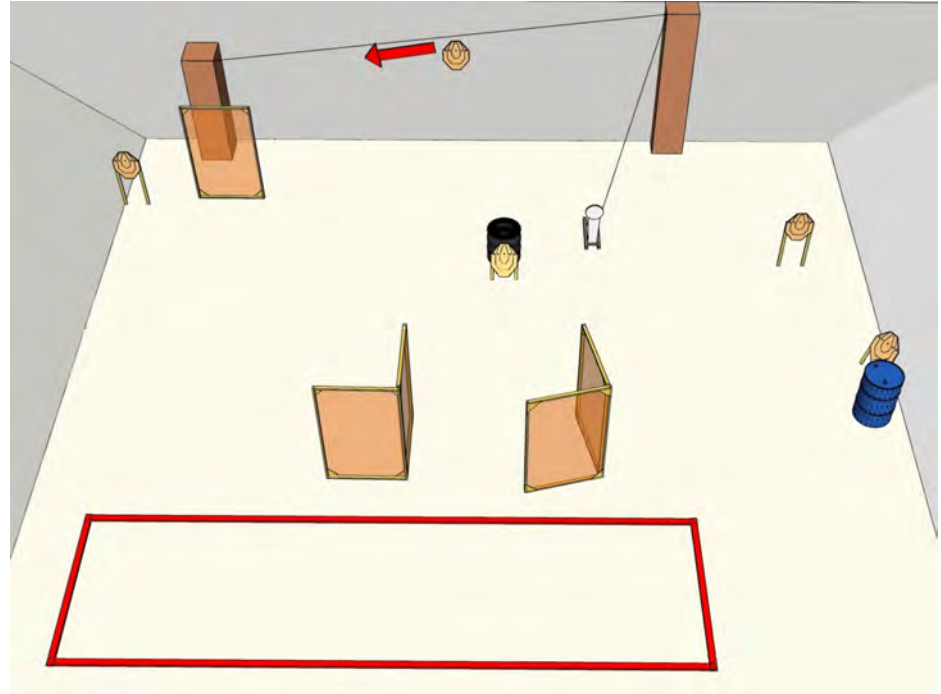
## STAGE 9

Type:	Long Course
Targets:	14 IPSC Mini Target(s) 2 IPSC Popper(s)
Minimum number of rounds:	30
Firearm Ready Condition:	Loaded - Option 1
Start Position:	Heels Touching Mark. Competitor standing erect, with the firearm in the ready condition, held in both hands, stock touching the competitor at hip level, barrel parallel to the ground, trigger guard downwards, muzzle pointing downrange with the fingers outside the trigger guard.
Time Starts:	Audible Signal
Procedure:	On Signal Engage Targets. Popper (P1) releases moving target, which will be visible at rest.



## STAGE 10

Type:	Short Course
Targets:	5 IPSC Mini Target(s) 1 IPSC Popper(s)
Minimum number of rounds:	11
Firearm Ready Condition:	Loaded - Option 1
Start Position:	Anywhere within the demarcated area. Competitor standing erect, with the firearm in the ready condition, held in both hands, stock touching the competitor at hip level, barrel parallel to the ground, trigger guard downwards, muzzle pointing downrange with the fingers outside the trigger guard.
Time Starts:	Audible Signal
Procedure:	On Signal Engage Targets.



## STAGE 11

Type:	Short Course
Targets:	4 IPSC Mini Target(s) 4 IPSC Mini Popper(s)
Minimum number of rounds:	12
Firearm Ready Condition:	Loaded - Option 1
Start Position:	Anywhere within the demarcated area. Competitor standing erect, with the firearm in the ready condition, held in both hands, stock touching the competitor at hip level, barrel parallel to the ground, trigger guard downwards, muzzle pointing downrange with the fingers outside the trigger guard.
Time Starts:	Audible Signal
Procedure:	On Signal Engage Targets.

