

# STAGE 1

# Nordic Eastern Open L3

**COF: Short course**

**Targets:** 5 IPSC Targets.

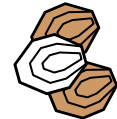
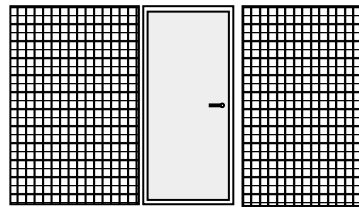

**Rounds to be scored:** 10

**Start position:** Standing inside the designated area.

**Time starts;** Audible

**Procedure:**

Upon signal, engage targets from the designated area. Door will activate the swinger, that remain visible after stop.



## STAGE 2

## Nordic Eastern Open L3

### COF: Short course

**Targets:** 4 IPSC Targets.

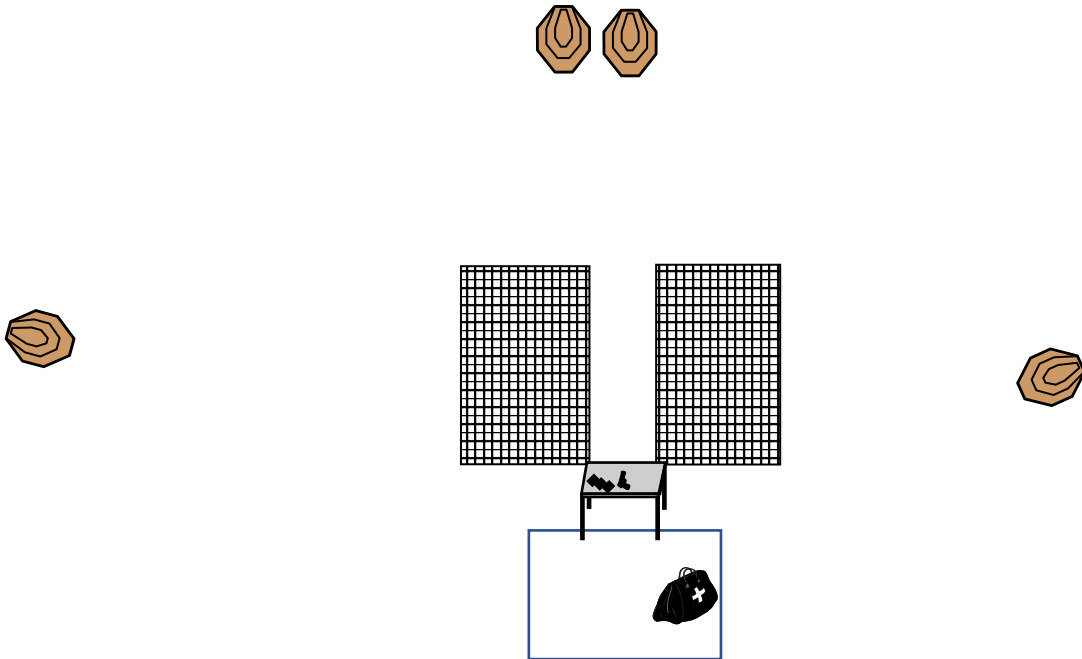
**Rounds to be scored:** 8

**Start position:** Standing behind the table, gun loaded on the table, bag in the strong hand, kept by the handle.

**Time starts;** Audible

### Procedure:

Upon signal, engage targets from the designated area as they become visible, **While shooting; the competitor must keep the bag off the ground and keep the bag by the handle, with strong hand.**



### STAGE 3

### Nordic Eastern Open L3

**COF: Short course**

**Targets:** 5 IPSC Targets.

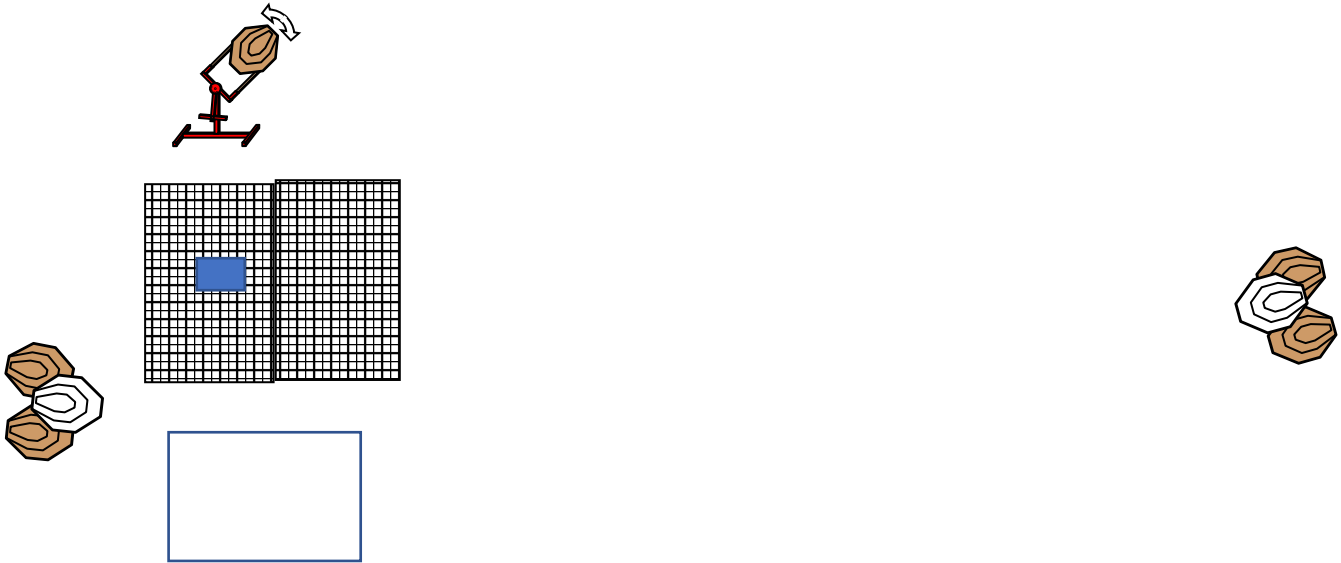
**Rounds to be scored:** 10

**Start position:** Standing inside the designated area.

**Time starts;** Audible

**Procedure:**

Upon signal, engage targets from the designated area. Window will activate the swinger, that remain visible after stop.



# STAGE 4

# Nordic Eastern Open L3

**COF: Medium course**

**Targets:** 10 IPSC Targets.

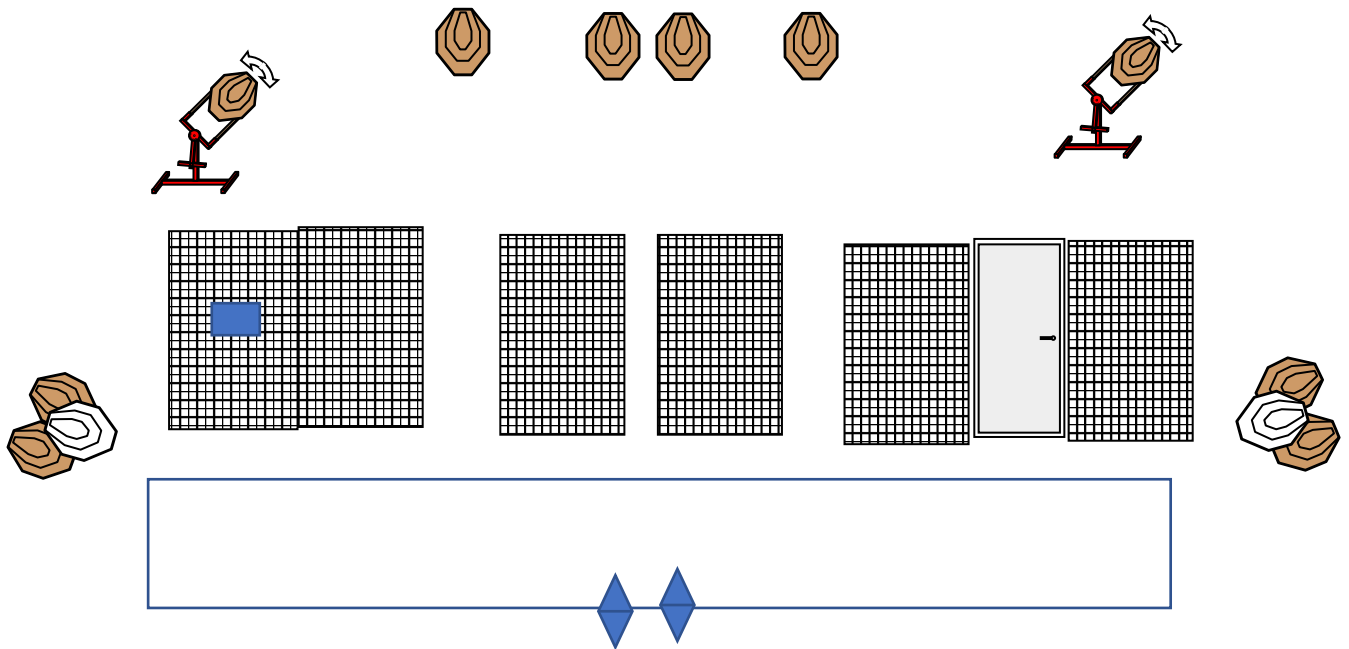
**Rounds to be scored:** 20

**Start position:** Standing inside the designated area, heels douching the marks.

**Time starts;** Audible

**Procedure:**

Upon signal, engage targets from the designated area. Window will activate the swinger 1 and the door will activate the swinger 2, they remain visible after stop.



# STAGE 5

# Nordic Eastern Open L3

**COF: Medium course**

**Targets:** 12 IPSC Targets.

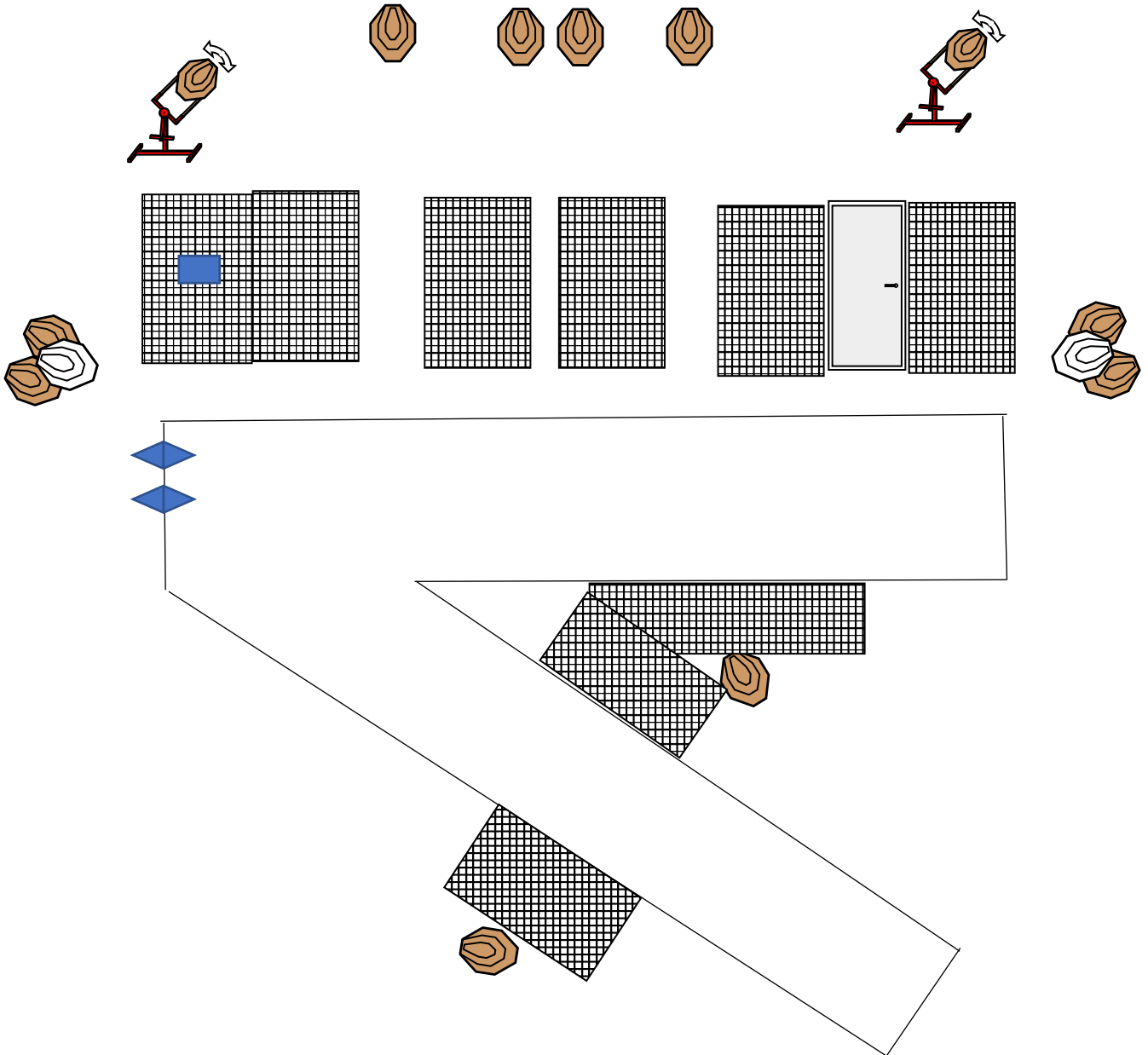
**Rounds to be scored:** 24

**Start position:** Standing inside the designated area, heels touching the marks.

**Time starts;** Audible

**Procedure:**

Upon signal, engage targets from the designated area. Window will activate the swinger 1 and the door will activate the swinger 2, they remain visible after stop.



# STAGE 6

# Nordic Eastern Open L3

**COF: Long course**

**Targets: 16 IPSC Targets.**

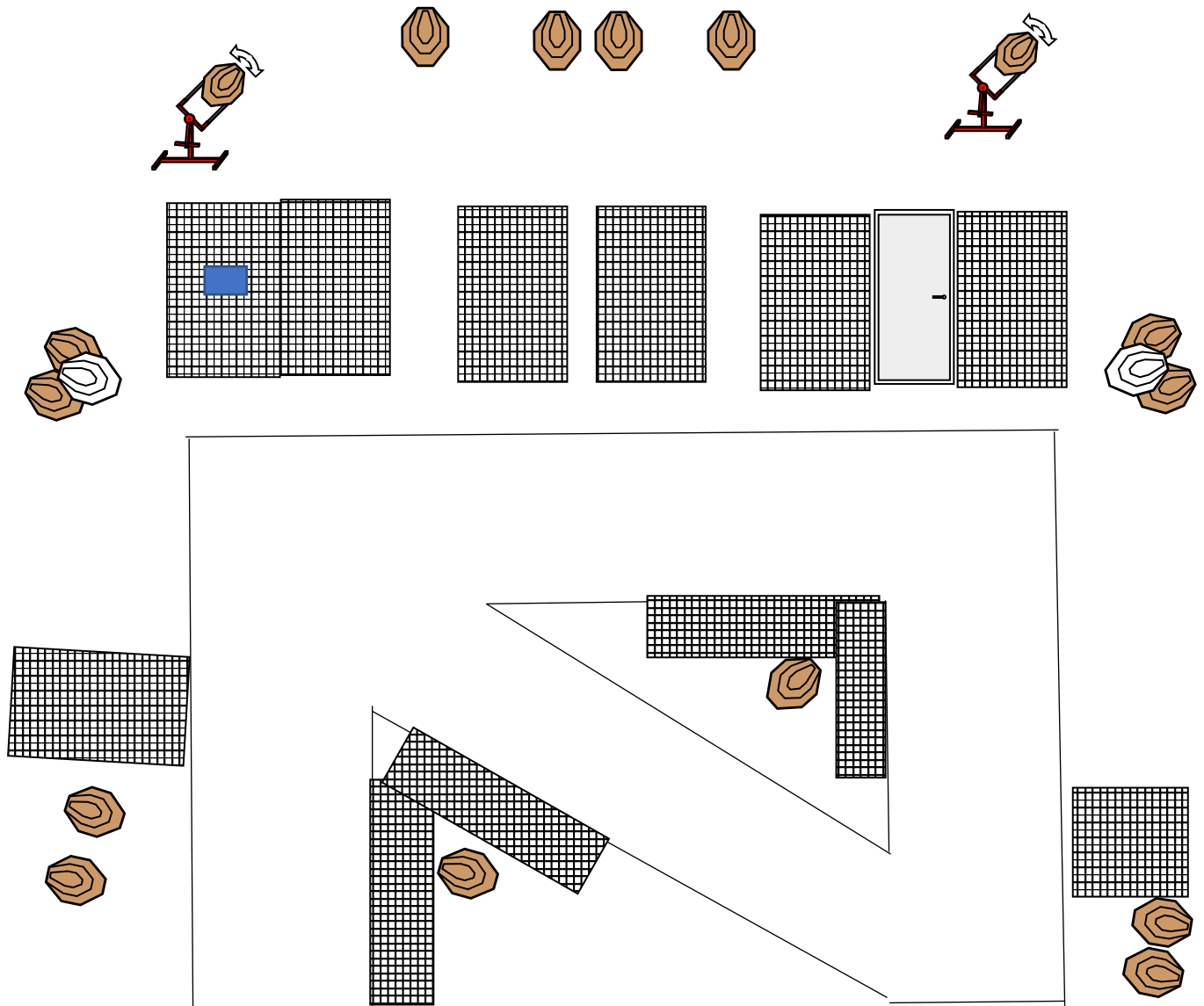
**Rounds to be scored: 32**

**Start position: Inside the designated area.**

**Time starts; Audible**

**Procedure:**

Upon signal, engage targets from the designated area. Window will activate the swinger 1 and the door will activate the swinger 2, they will remain visible after stop.



## STAGE 7

## Nordic Eastern Open L3

**COF: Short course**

**Targets:** 5 IPSC Targets.

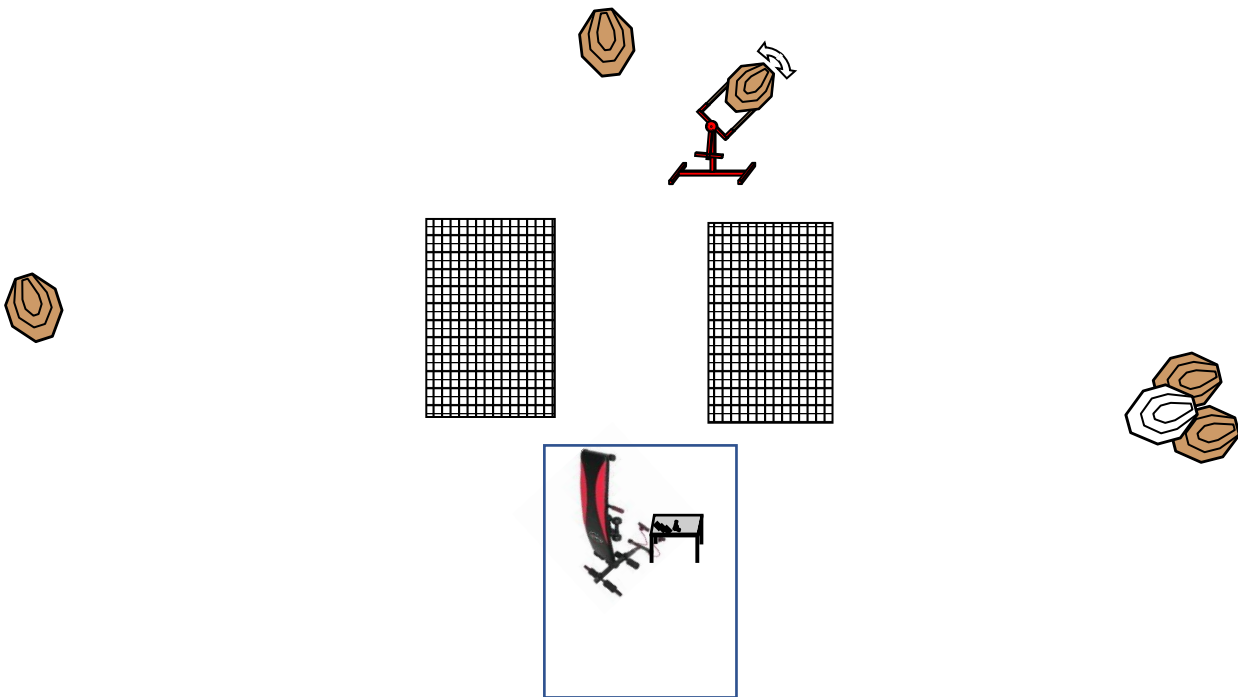
**Rounds to be scored:** 10

**Start position:** Sitting on the „Abs trainer“, hands keeping the swinger activator and legs on the pedals inside the designated area. Loaded gun on the table.

**Time starts;** Audible

**Procedure:**

**Upon signal, engage targets, while staying on the “Abs trainer” legs on the pedals.** As demonstrated by range officer. Activator will activate the swinger that remain visible after stop.



# STAGE 8

# Nordic Eastern Open L3

**COF: Short course**

**Targets:** 6 IPSC Targets.

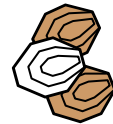
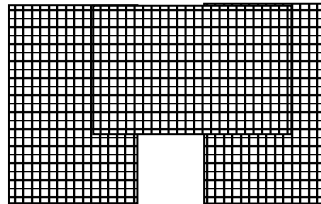
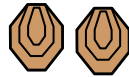
**Rounds to be scored:** 12

**Start position:** Standing inside the designated area.

**Time starts;** Audible

**Procedure:**

Upon signal, engage targets from the designated area as they become visible.





## STAGE 9

## Nordic Eastern Open L3

**COF: Short course**

**Targets:** 4 IPSC Targets.

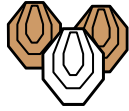
**Rounds to be scored:** 8

**Start position:** Sitting on a chair, hands on the knees. Loaded gun on the table.

**Time starts;** Audible

**Procedure:**

Upon signal, engage targets as they become visible, **while staying on a chair.**



# STAGE 10

# Nordic Eastern Open L3

**COF: Medium course**

**Targets:** 9 IPSC Targets.

**Rounds to be scored:** 18


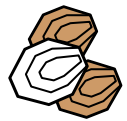

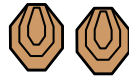
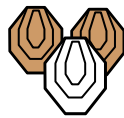
**Start position:** Standing inside the designated area.

**Time starts;** Audible

**Procedure:**

Upon signal, engage targets from the designated area as they become visible, activating stomper will activate the swinger, that remain visible after stop.

**Stomper is outside the designated area.**



# STAGE 11

# Nordic Eastern Open L3

**COF: Medium course**

**Targets:** 12 IPSC Targets.

**Rounds to be scored:** 24



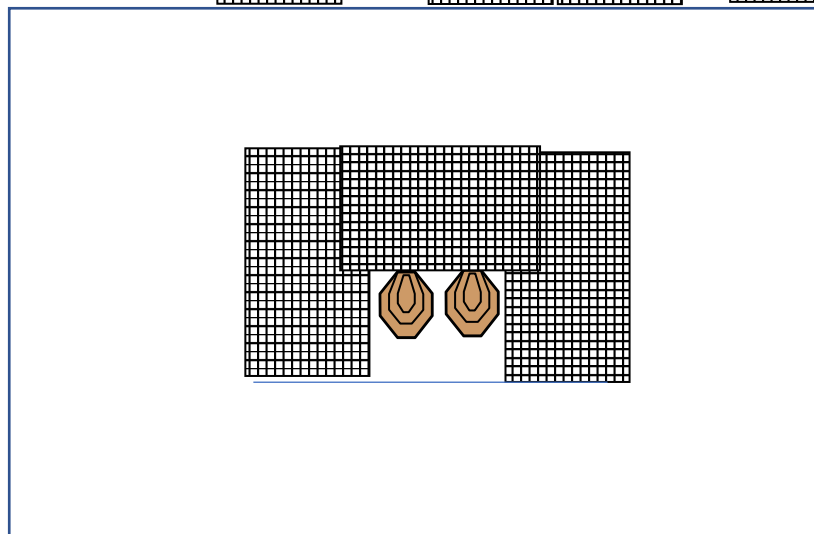

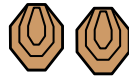
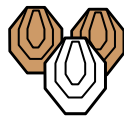
**Start position:** Standing inside the designated area.

**Time starts;** Audible

**Procedure:**

Upon signal, engage targets from the designated area, as they become visible, activating stomper will activate the swinger, that remain visible after stop.

**Stomper is outside the designated area.**



# STAGE 12

# Nordic Eastern Open L3

**COF: Long course**

**Targets:** 16 IPSC Targets.

**Rounds to be scored:** 32

**Start position:** Standing inside the designated area.

**Time starts;** Audible

**Procedure:**

Upon signal, engage targets from the designated area as they become visible, activating stomper will activate the swinger, that remain visible after stop.

**Stomper is outside the designated area.**

