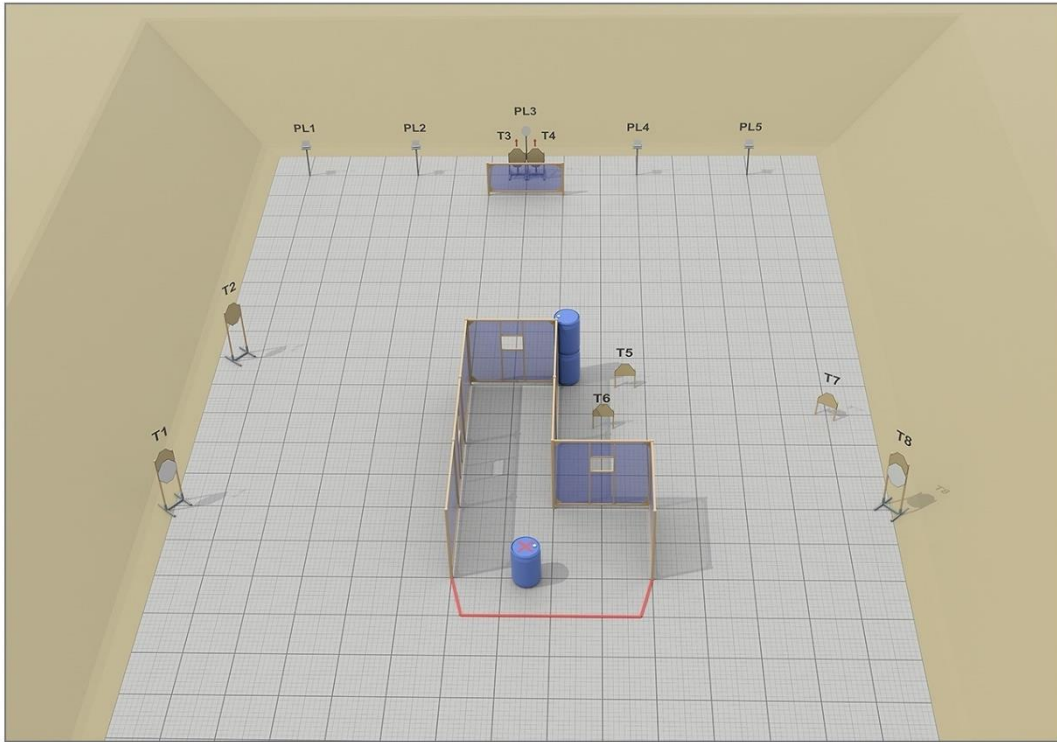
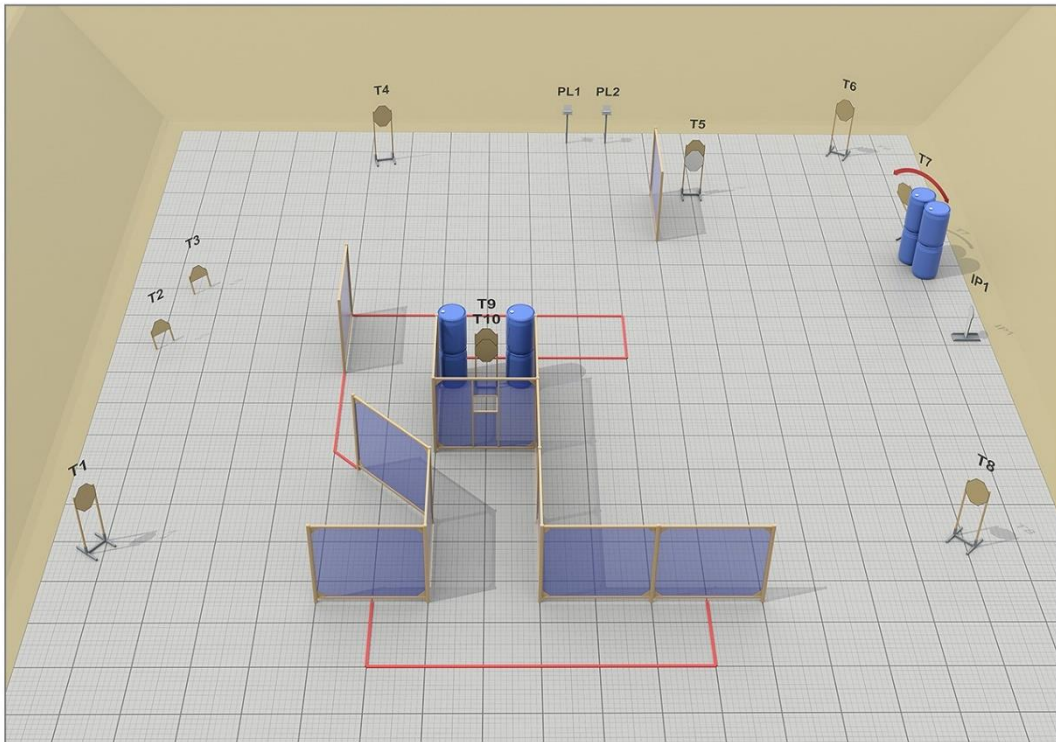


## Stage 1



<b>Course of fire:</b>	Medium Course
<b>Minimum number of rounds:</b>	21
<b>Targets:</b>	8 IPSC targets, 5 IPSC metal plates, 2 NS
<b>Firearm Ready Condition:</b>	Unloaded - Option 3
<b>Start position:</b>	Standing erect anywhere inside the designated area with the firearm in the ready condition, held in both hands, stock touching the competitor at hip level, barrel parallel to the ground, trigger guard downwards, muzzle pointing downrange with the fingers outside the trigger guard. Start magazine on barrel.
<b>Time Starts:</b>	Audible
<b>Stage Procedure:</b>	On signal, engage all targets. IPSC metal plate (PL3) activates popup target T3 and T4 which remains visible at rest.

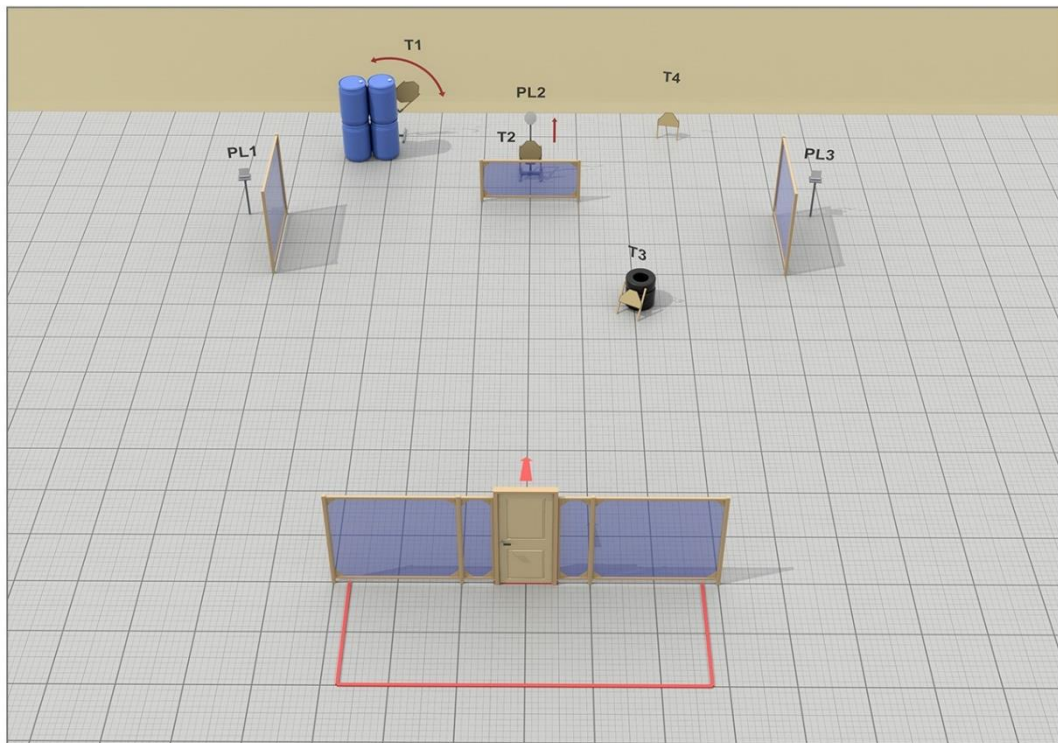
## Stage 2



<b>Course of fire:</b>	Medium Course
<b>Minimum number of rounds:</b>	23
<b>Targets:</b>	10 IPSC targets, 1 IPSC popper, 2 IPSC metal plates, 1 NS
<b>Firearm Ready Condition:</b>	Loaded - Option 1
<b>Start position:</b>	Standing erect anywhere inside the designated area with the firearm in the ready condition, held in both hands, stock touching the competitor at hip level, barrel parallel to the ground, trigger guard downwards, muzzle pointing downrange with the fingers outside the trigger guard.
<b>Time Starts:</b>	Audible
<b>Stage Procedure:</b>	On signal, engage all targets. IPSC popper (IP1) activates swinger T7. Swinger remains visible at rest.

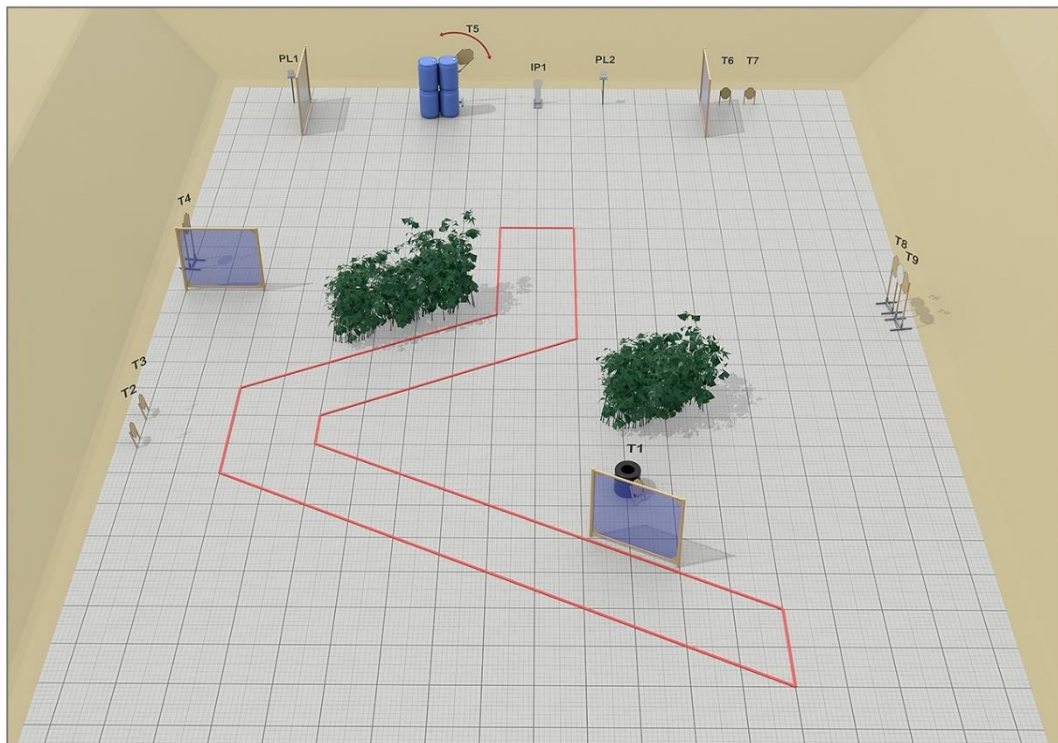


## Stage 4




<b>Course of fire:</b>	Short Course
<b>Minimum number of rounds:</b>	11
<b>Targets:</b>	4 IPSC targets, 3 IPSC metal plates
<b>Firearm Ready Condition:</b>	Loaded - Option 1
<b>Start position:</b>	Standing erect anywhere inside the designated area with the firearm in the ready condition, held in both hands, stock touching the competitor at hip level, barrel parallel to the ground, trigger guard downwards, muzzle pointing downrange with the fingers outside the trigger guard.
<b>Time Starts:</b>	Audible
<b>Stage Procedure:</b>	On signal, engage all targets. Door, when pushed, will fall over and activate swinger T2. IPSC metal plate (PL2) activates popup target T2. All swingers remains visible at rest.

## Stage 5



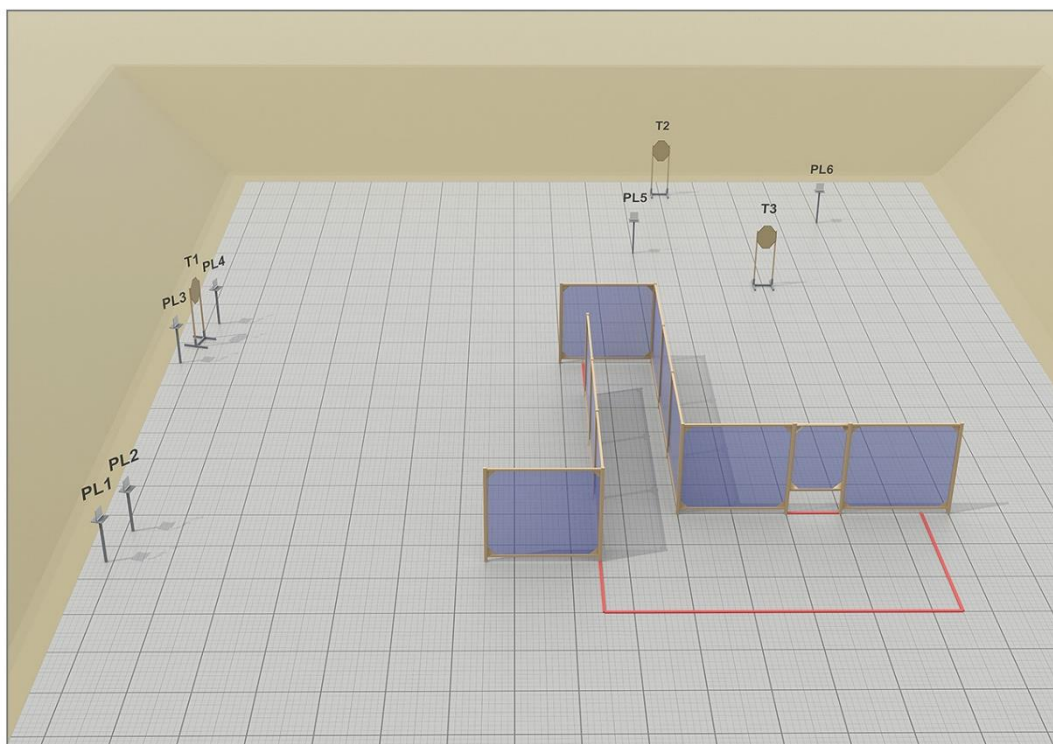
<b>Course of fire:</b>	Short Course
<b>Minimum number of rounds:</b>	12
<b>Targets:</b>	4 IPSC targets, 5 IPSC mini targets, 1 IPSC popper, 2 IPSC metal plates, 1 NS
<b>Firearm Ready Condition:</b>	Loaded - Option 1
<b>Start position:</b>	Standing erect anywhere inside the designated area with the firearm in the ready condition, held in both hands, stock touching the competitor at hip level, barrel parallel to the ground, trigger guard downwards, muzzle pointing downrange with the fingers outside the trigger guard.
<b>Time Starts:</b>	Audible
<b>Stage Procedure:</b>	On signal, engage all targets with a <b>minimum of 1 round</b> . IPSC popper (IP1) activates swinger T5, which remains visible at rest.

## Stage 6




<b>Course of fire:</b>	Medium Course
<b>Minimum number of rounds:</b>	24
<b>Targets:</b>	11 IPSC targets, 1 IPSC popper, 1 IPSC metal plate, 1 NS
<b>Firearm Ready Condition:</b>	Loaded - Option 2 - Rifle leaning against the corner of wall marked red.
<b>Start position:</b>	Sitting on chair (inside hunting tower), hands touching knees, as demonstrated by RO.
<b>Time Starts:</b>	Audible
<b>Stage Procedure:</b>	On signal, engage all targets. IPSC popper (IP1) activates swinger T6 which remains visible at rest.

## Stage 7



<b>Course of fire:</b>	Short Course
<b>Minimum number of rounds:</b>	12
<b>Targets:</b>	3 IPSC targets, 6 IPSC metal plates
<b>Firearm Ready Condition:</b>	Loaded - Option 1
<b>Start position:</b>	Standing erect anywhere inside the designated area with the firearm in the ready condition, held in both hands, stock touching the competitor at hip level, barrel parallel to the ground, trigger guard downwards, muzzle pointing downrange with the fingers outside the trigger guard.
<b>Time Starts:</b>	Audible
<b>Stage Procedure:</b>	On signal, engage all targets.

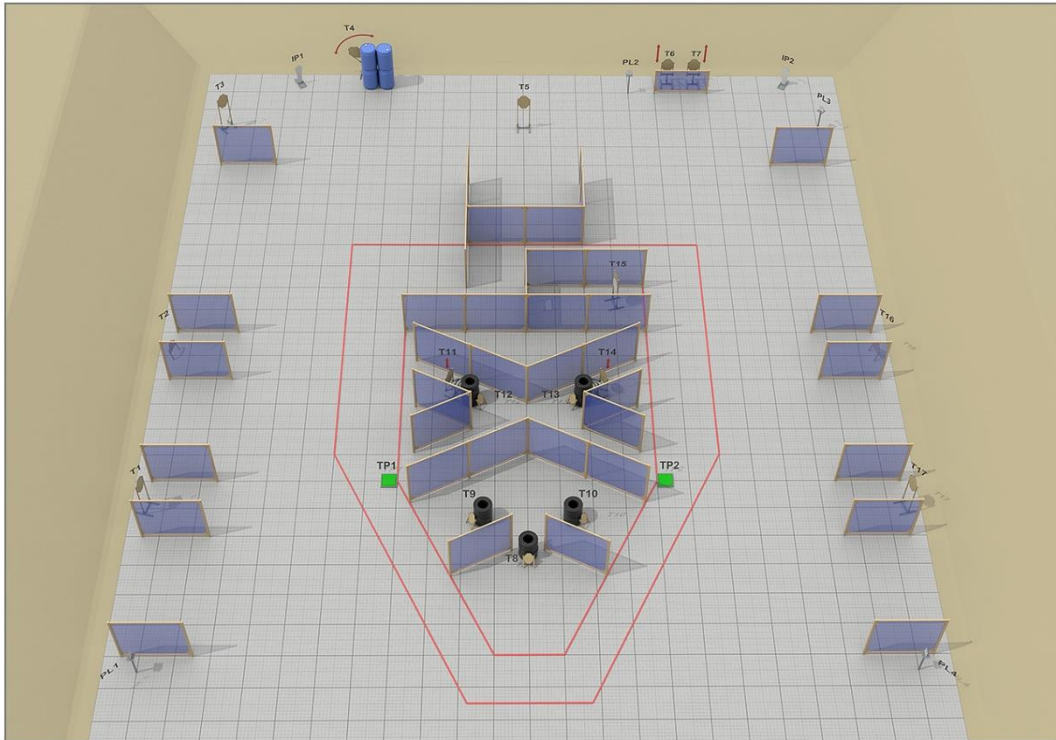
## Stage 8



<b>Course of fire:</b>	Short Course
<b>Minimum number of rounds:</b>	10
<b>Targets:</b>	4 IPSC targets, 2 IPSC poppers, 2 NS
<b>Firearm Ready Condition:</b>	Loaded - Option 1
<b>Start position:</b>	Standing erect anywhere inside the designated area with the firearm in the ready condition, held in both hands, stock touching the competitor at hip level, barrel parallel to the ground, trigger guard downwards, muzzle pointing downrange with the fingers outside the trigger guard.
<b>Time Starts:</b>	Audible
<b>Stage Procedure:</b>	On signal, engage all targets. IPSC popper (IP1) activates mousetrap swingers (NS) 1 and 2.




## Stage 9



<b>Course of fire:</b>	Long Course
<b>Minimum number of rounds:</b>	40
<b>Targets:</b>	12 IPSC targets, 5 IPSC mini targets, 2 IPSC poppers, 4 IPSC metal plates, 1 NS
<b>Firearm Ready Condition:</b>	Loaded - Option 1
<b>Start position:</b>	Standing erect anywhere inside the designated area with the firearm in the ready condition, held in both hands, stock touching the competitor at hip level, barrel parallel to the ground, trigger guard downwards, muzzle pointing downrange with the fingers outside the trigger guard.
<b>Time Starts:</b>	Audible
<b>Stage Procedure:</b>	On signal, engage all targets. IPSC popper IP1 activates swinger T4, IP2 activates swinger T6 and T7. Pressure plate TP1 activates swinger T14, TP2 activates swinger T11. All swingers remains visible at rest.




## Stage 11



<b>Course of fire:</b>	Short Course
<b>Minimum number of rounds:</b>	12
<b>Targets:</b>	5 IPSC targets, 2 IPSC poppers
<b>Firearm Ready Condition:</b>	Loaded - Option 1
<b>Start position:</b>	Sitting on snowmobile, firearm held in both hands, barrel parallel to the ground, trigger guard downwards, muzzle pointing downrange with the fingers outside the trigger guard, as demonstrated by RO.
<b>Time Starts:</b>	Audible
<b>Stage Procedure:</b>	On signal, engage all targets while sitting on snowmobile. IPSC popper IP1 activates swinger T2, IP2 activates swinger T4. Both swingers remains visible at rest.

## Stage 12



<b>Course of fire:</b>	Short Course
<b>Minimum number of rounds:</b>	12
<b>Targets:</b>	4 IPSC targets, 1 IPSC popper, 3 IPSC metal plates
<b>Firearm Ready Condition:</b>	Unloaded - Option 3
<b>Start position:</b>	Sitting on chair, heels touching chair legs, firearm held in both hands, barrel parallel to the ground, trigger guard downwards, muzzle pointing downrange with the fingers outside the trigger guard.
<b>Time Starts:</b>	Audible
<b>Stage Procedure:</b>	On signal, engage all targets. Pressure plate TP1 activates swinger PL3. Swinger remains visible at rest.