



### Stage 1 Short course

<b>Targets:</b> 2 IPSC targets, 1 IPSC popper and 6 IPSC plates. 1 No shoot target.	<b>Number of rounds to be scored:</b> 11
<b>The handgun ready condition:</b> Loaded and holstered.	<b>Start position:</b> Standing relaxed as demonstrated.
<b>Time starts:</b> Audible signal	<b>Procedure:</b> At the start signal engage targets. Popper 1 activates moving target T2, Target is visible at rest.




### Stage 2 medium course

<b>Targets:</b> 10 IPSC targets 4 IPSC poppers	<b>Number of rounds to be scored:</b> 24
<b>The handgun ready condition:</b> Loaded and holstered	<b>Start position:</b> Standing relaxed as demonstrated.
<b>Time starts:</b> Audible signal	<b>Procedure:</b> At the start signal engage targets.




### Stage 3 Short course

<b>Targets:</b> 4 IPSC targets, 2 IPSC plates, 2 IPSC popper	<b>Number of rounds to be scored:</b> 12
<b>The handgun ready condition:</b> Loaded and holstered	<b>Start position:</b> Standing relaxed as demonstrated.
<b>Time starts:</b> Audible signal	<b>Procedure:</b> At the start signal engage targets. Popper 1 and 2 activates moving target T2 and T3, Target is visible at rest.




#### Stage 4 Short course

<b>Targets:</b> 5 IPSC targets, 2 IPSC poppers.	<b>Number of rounds to be scored:</b> 12
<b>The handgun ready condition:</b> Loaded lying flat on barrel.	<b>Start position:</b> Standing relaxed as demonstrated.
<b>Time starts:</b> Audible signal	<b>Procedure:</b> At the start signal engage targets. <u>Strong hand only</u> . P2 will release moving T5.




### Stage 5 medium course

<b>Targets:</b> 8 IPSC targets	<b>Number of rounds to be scored:</b> 16
<b>The handgun ready condition:</b> Gun with chamber and magazine well empty and all magazine to be used on barrel	<b>Start position:</b> Standing relaxed as demonstrated.
<b>Time starts:</b> Audible signal	<b>Procedure:</b> At the start signal engage targets.




### Stage 6 Short course

<b>Targets:</b> 4 IPSC targets. 3 IPSC poppers, 1 IPSC plate	<b>Number of rounds to be scored:</b> 12
<b>The handgun ready condition:</b> Loaded and holstered	<b>Start position:</b> Standing relaxed as demonstrated.
<b>Time starts:</b> Audible signal	<b>Procedure:</b> At the start signal pick up box to activate pl 1. And engage targets. Box must be held in one hand during C.O.F




### Stage 7 Long course

<b>Targets:</b> 16 IPSC targets	<b>Number of rounds to be scored:</b> 32
<b>The handgun ready condition:</b> Loaded and holstered	<b>Start position:</b> Standing relaxed as demonstrated.
<b>Time starts:</b> Audible signal	<b>Procedure:</b> At the start signal engage targets.



### Stage 8 Short course

<b>Targets:</b> 3 IPSC targets, 1IPSC popper, 1 No- shoot, 2 IPSC plates	<b>Number of rounds to be scored:</b> 9
<b>The handgun ready condition:</b> Loaded and holstered	<b>Start position:</b> Standing relaxed as demonstrated
<b>Time starts:</b> Audible signal	<b>Procedure:</b> At the start signal engage targets. Popper 1 activates moving target T2 and PL 1 and 2, Target is visible at rest.




### Stage 9 Short course

<b>Targets:</b> 6 IPSC targets	<b>Number of rounds to be scored:</b> 12
<b>The handgun ready condition:</b> Loaded and holstered	<b>Start position:</b> Standing relaxed as demonstrated.
<b>Time starts:</b> Audible signal	<b>Procedure:</b> At the start signal engage targets.




### Stage 10 Short course

<b>Targets:</b> 6 IPSC targets	<b>Number of rounds to be scored:</b> 12
<b>The handgun ready condition:</b> Loaded and holstered	<b>Start position:</b> Standing relaxed as demonstrated.
<b>Time starts:</b> Audible signal	<b>Procedure:</b> At the start signal engage targets.




### Stage11 Short course

<b>Targets:</b> 4 IPSC targets and 4 IPSC Poppers	<b>Number of rounds to be scored:</b> 12
<b>The handgun ready condition:</b> Loaded and holstered	<b>Start position:</b> Standing relaxed as demonstrated.
<b>Time starts:</b> Audible signal	<b>Procedure:</b> At the start signal engage targets.




### Stage 12 Long course

<b>Targets:</b> 16 IPSC targets	<b>Number of rounds to be scored:</b> 32
<b>The handgun ready condition:</b> Loaded and lying flat on det table.	<b>Start position:</b> Sitting on the chair as demonstrated.
<b>Time starts:</b> Audible signal	<b>Procedure:</b> At the start signal engage targets.



### Stage 13 Medium course

<b>Targets:</b> 11 IPSC targets	<b>Number of rounds to be scored:</b> 22
<b>The handgun ready condition:</b> Loaded and holstered	<b>Start position:</b> Standing relaxed as demonstrated.
<b>Time starts:</b> Audible signal	<b>Procedure:</b> At the start signal engage targets.



### Stage 14 Medium course

<b>Targets:</b> 9 IPSC targets	<b>Number of rounds to be scored:</b> 18
<b>The handgun ready condition:</b> Loaded and holstered	<b>Start position:</b> Standing relaxed as demonstrated.
<b>Time starts:</b> Audible signal	<b>Procedure:</b> At the start signal engage targets.

