



Match Book

# Namdal Open 2025

23.08.25 – Handgun

24.08.25 – PCC

## En stor takk til våre sponsorer

Now IT AS



Ing. Jorleif Lian AS



Brownells.no



Namdal Elektro AS



Inatur.no



Bilsenteret Namsos AS



Røyrvik Scooter og  
Maskin AS



Langnes Camping



*Langnes*  
CAMPING • GRONG

Heia Gjestegård AS



PCM Utleie



SB Skog



**SB SKOG**





# This Will Look Great On Instagram

by Thomas

## Start Position:

The start position is standing inside red box, facing down range.

PCC stock touching belt, safety on, muzzle pointing downrange, barrel parallel to the ground

Firearm ready condition is Option 1

## Procedure:

On the start signal, engage all targets from within the shooting area.

Steel must fall to be scored.

**Scoring** Best 2 hits on paper.


**Course Type** Short

**Rounds** 10 (50 points)

**Time Start** Audible

**Ready Cond** Option 1

**Targets** 4 IPSC targets  
2 IPSC poppers



# **This Will Look Great On Instagram**

**by Thomas**

## **WRITTEN STAGE BRIEFING**

Welcome to stage 1.

This stage is called "This Will Look Great On Instagram"

The crew on this stage is:

And my name is:

This is a Short Course.

There are 4 paper targets, 2 poppers and 0 plates

Minimum rounds to be scored: 10.

Maximum points: 50

The safety angles are clearly marked by left and right post. Once shooter moves beyond the safety angle posts, 90 degree safety angle applies.

The start position is standing inside red box, facing down range.

PCC stock touching belt, safety on, muzzle pointing downrange, barrel parallel to the ground

Firearm ready condition is Option 1

On the start signal, engage all targets from within the shooting area

Steel must fall to be scored.





# Deep Waters

by Thomas

## Start Position:

The start position is sitting in boat, hands placed on knees, as demonstrated by RO  
Firearm ready condition is Option 3.  
Firearm and all magazines to be used must be placed on table

## Procedure:

On the start signal, engage all targets visible from boat, while seated.  
Steel must fall to be scored.

**Scoring** Best 2 hits on paper.

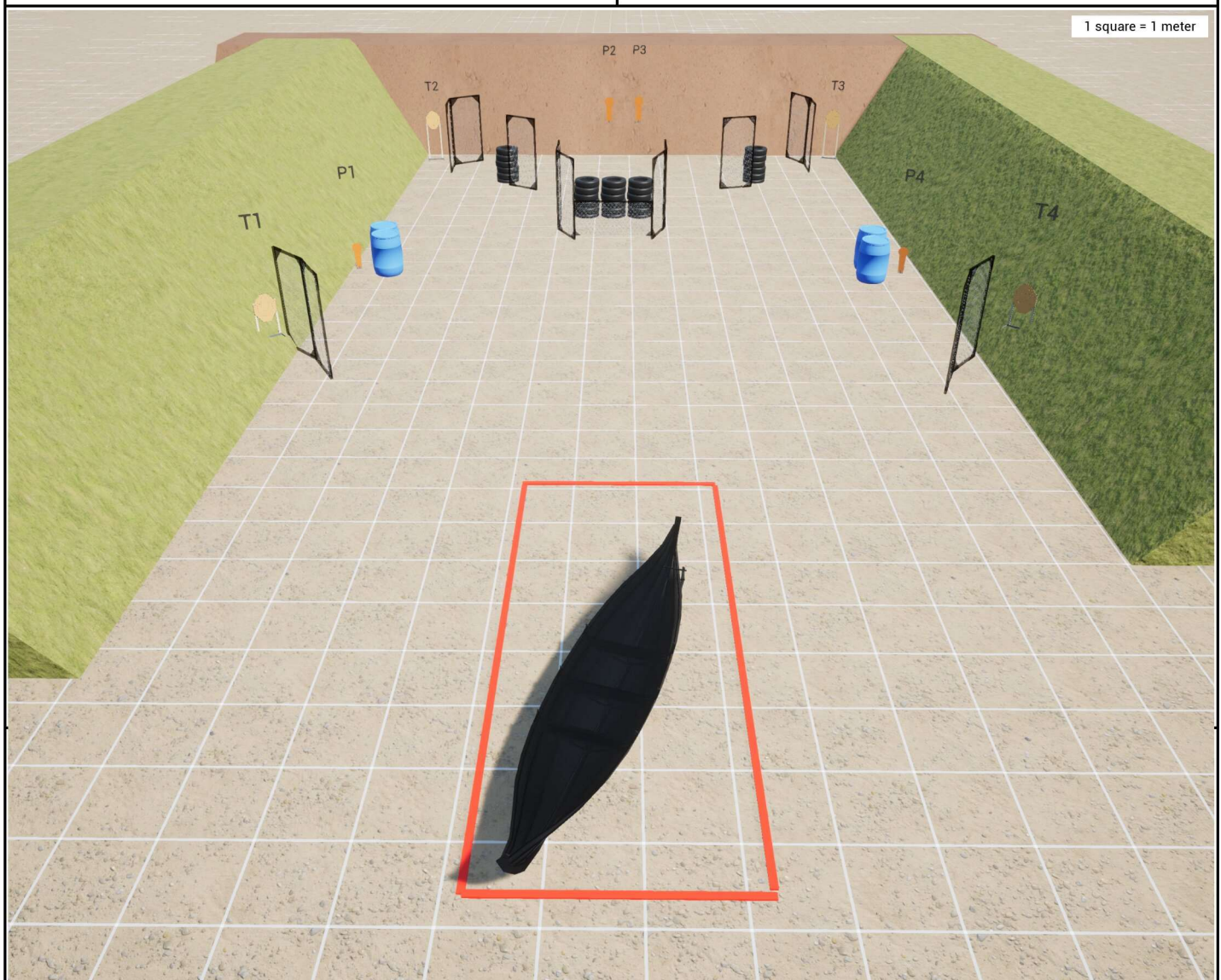
**Course Type** Short

**Rounds** 12 (60 points)

**Time Start** Audible

**Ready Cond** Option 3

**Targets** 4 IPSC targets  
2 IPSC poppers  
2 IPSC mini poppers



# Deep Waters

by Thomas

## WRITTEN STAGE BRIEFING

Welcome to stage 2. This stage is called "Deep Waters"

This is a Short Course.

There are 4 paper targets, 4 poppers and 0 plates

Minimum rounds to be scored: 12.

Maximum points: 60

The safety angles are clearly marked by left and right post. Once shooter moves beyond the safety angle posts, 90 degree safety angle applies.

The start position is sitting in boat, hands placed on knees, as demonstrated by RO

Firearm ready condition is Option 3.

Firearm and all magazines to be used must be placed on table

On the start signal, engage all targets visible from boat, while seated.

Steel must fall to be scored.





# Never-ending Rain

by Thomas

## Start Position:

The start position is standing anywhere in the shooting area, facing down range.

Firearm ready condition is Option 1.

PCC start position is stock on belt, safety on, muzzle pointing downrange, barrel parallel to the ground

## Procedure:

On the start signal, engage all targets from within the shooting area.

Steel must fall to be scored.

**Scoring** Best 2 hits on paper.

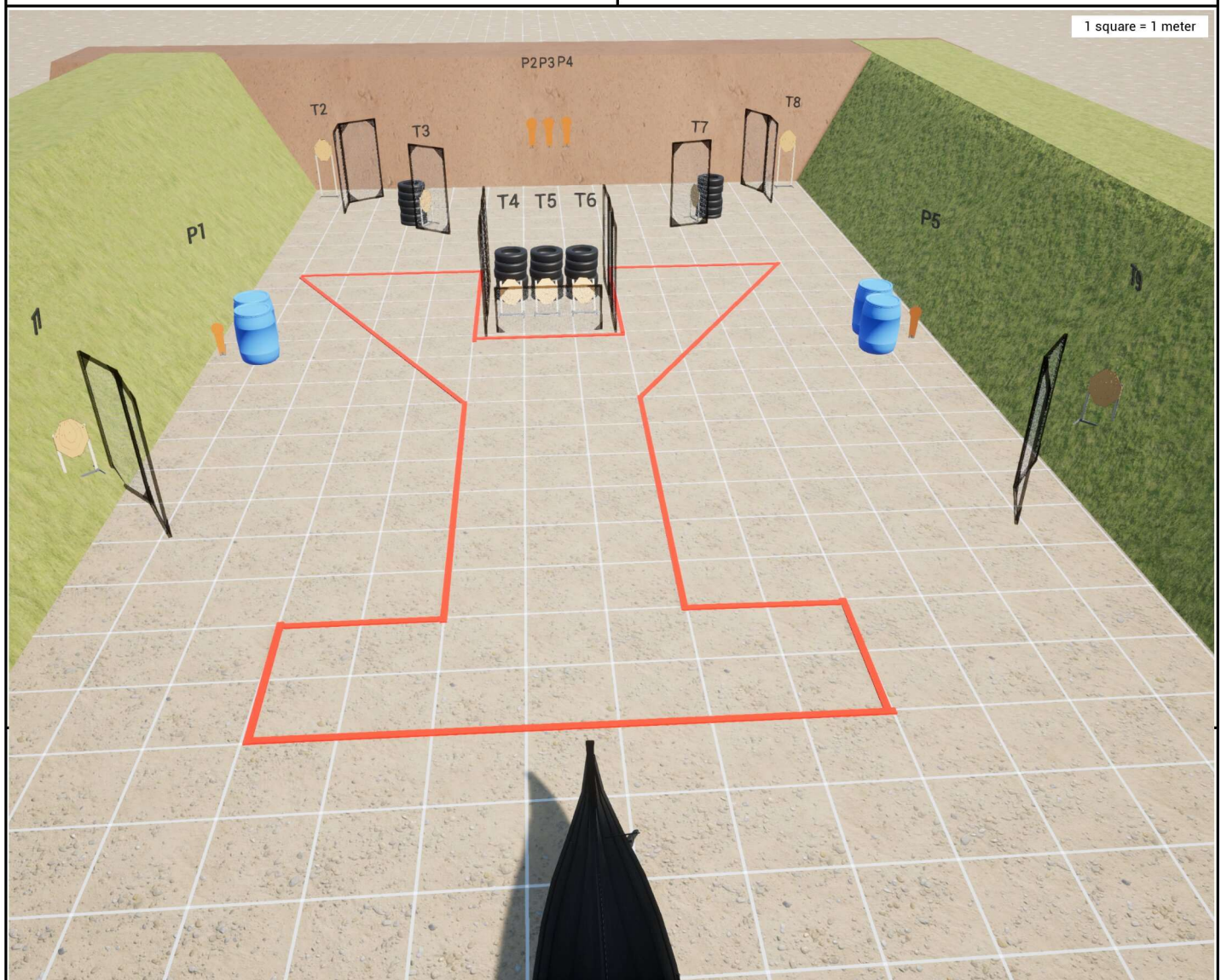
**Course Type** Medium

**Rounds** 23 (115 points)

**Time Start** Audible

**Ready Cond** Option 1

**Targets** 9 IPSC targets  
3 IPSC poppers  
2 IPSC mini poppers



# **Never-ending Rain**

**by Thomas**

## **WRITTEN STAGE BRIEFING**

Welcome to stage 3. This stage is called "Never-ending Rain"

This is a Medium Course.

There are 9 paper targets, 5 poppers and 0 plates

Minimum rounds to be scored: 23.

Maximum points: 115

The safety angles are clearly marked by left and right post. Once shooter moves beyond the safety angle posts, 90 degree safety angle applies.

The start position is standing anywhere in the shooting area, facing down range.

Firearm ready condition is Option 1.

PCC start position is stock on belt, safety on, muzzle pointing downrange, barrel parallel to the ground

On the start signal, engage all targets from within the shooting area.  
Steel must fall to be scored.





# Salty Tears

by Thomas

## Start Position:

The start position is standing anywhere in the shooting area, facing down range.

Firearm ready condition is Option 1.

PCC start position is stock on belt, safety on, muzzle pointing downrange, barrel parallel to the ground

## Procedure:

On the audible start signal, engage all targets from within the shooting area.

Steel must fall to score.

**Scoring** Best 2 hits on paper.


**Course Type** Short

**Rounds** 11 (55 points)

**Time Start** Audible

**Ready Cond** Option 1

**Targets** 3 IPSC targets  
1 IPSC popper  
4 IPSC plates



# **Salty Tears**

**by Thomas**

## **WRITTEN STAGE BRIEFING**

Welcome to stage 4. This stage is called "Salty Tears"

The crew on this stage is:  
And my name is:

This is a Short Course.

There are 3 paper targets, 1 poppers and 4 plates

Minimum rounds to be scored: 11.

Maximum points: 55

The safety angles are clearly marked by left and right post. Once shooter moves beyond the safety angle posts, 90 degree safety angle applies.

The start position is standing anywhere in the shooting area, facing down range.

Firearm ready condition is Option 1.

PCC start position is stock on belt, safety on, muzzle pointing downrange, barrel parallel to the ground

On the audible start signal, engage all targets from within the shooting area.  
Steel must fall to score.





# Hugo's Tivoli

by Thomas

## Start Position:

The start position is standing anywhere in the shooting area, facing down range. Firearm ready condition is Option 1. PCC start position is stock on belt, safety on, muzzle pointing downrange, barrel parallel to the ground

## Procedure:

On the start signal, engage all targets from within the shooting area.

Steel must fall to score.

Popper 1 activates Bobber 1

Popper 2 activates Bobber 2

Stomp plate activates Swinger 1 and Swinger 2

**Scoring** Best 2 hits on paper.

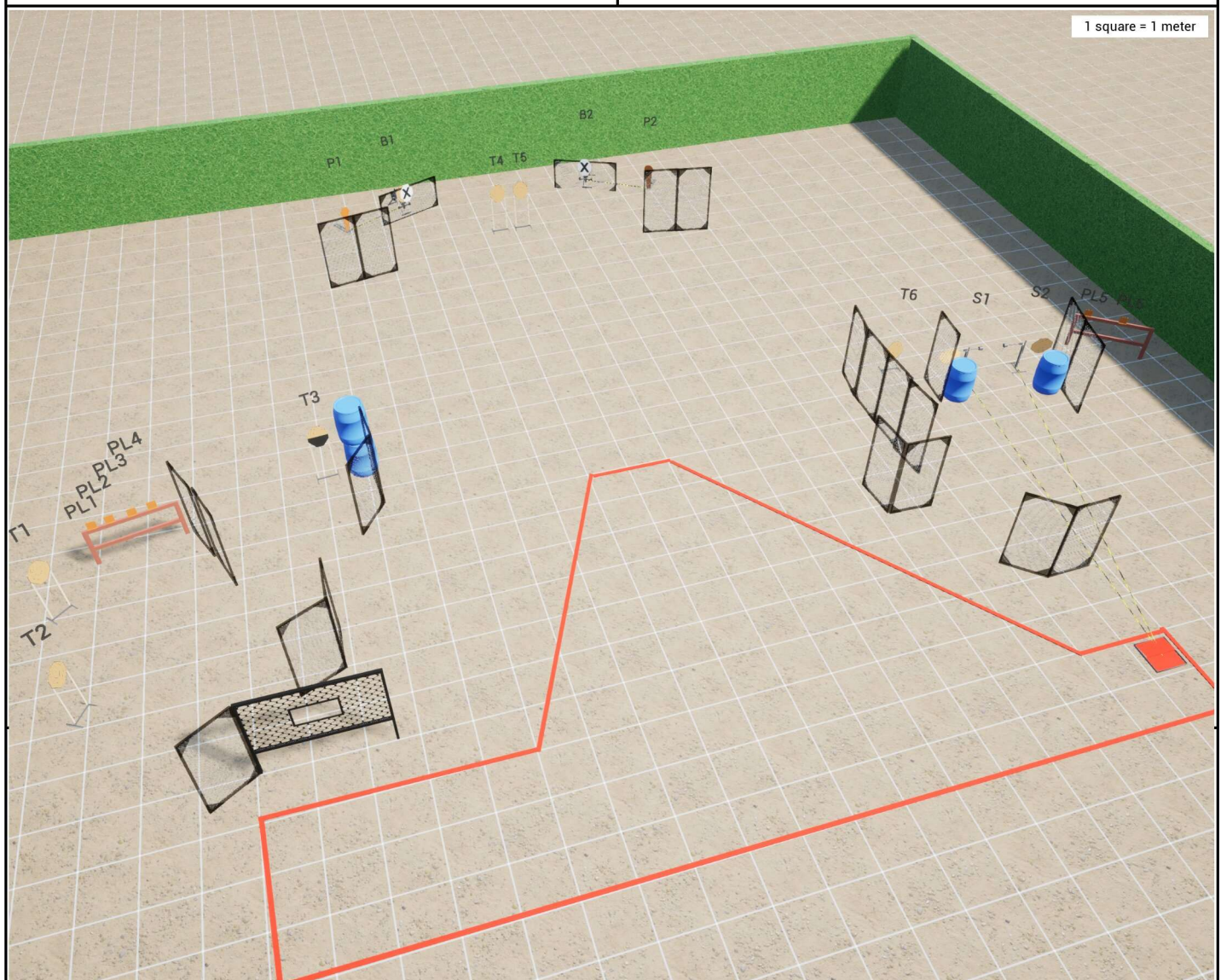
**Course Type** Long

**Rounds** 28 (140 points)

**Time Start** Audible

**Ready Cond** Option 1

**Targets** 10 IPSC targets  
2 IPSC poppers  
6 IPSC plates  
2 No-shoots





# Hugo's Tivoli

by Thomas

## WRITTEN STAGE BRIEFING

Welcome to stage 5. This stage is called "Hugo's Tivoli"

This is a Long Course.

There are 10 paper targets, 2 poppers and 6 plates

Minimum rounds to be scored: 28.

Maximum points: 140

The safety angles are clearly marked by left and right post. Once shooter moves beyond the safety angle posts, 90 degree safety angle applies.

The start position is standing anywhere in the shooting area, facing down range. Firearm ready condition is Option 1.

PCC start position is stock on belt, safety on, muzzle pointing downrange, barrel parallel to the ground

On the start signal, engage all targets from within the shooting area.

Steel must fall to score.

Popper 1 activates Bobber 1

Popper 2 activates Bobber 2

Stomp plate activates Swinger 1 and Swinger 2



# Aim Higher

by Thomas

## Start Position:

The start position is standing anywhere in the shooting area, facing down range.

Firearm ready condition is Option 1.

PCC start position is stock on belt, safety on, muzzle pointing downrange, barrel parallel to the ground

## Procedure:

On the audible start signal, engage all targets from within the shooting area.

Steel must fall to score.

Note: Autopoppers are used on this stage, so steel will reset itself after 60 seconds.

**Scoring** Best 2 hits on paper.

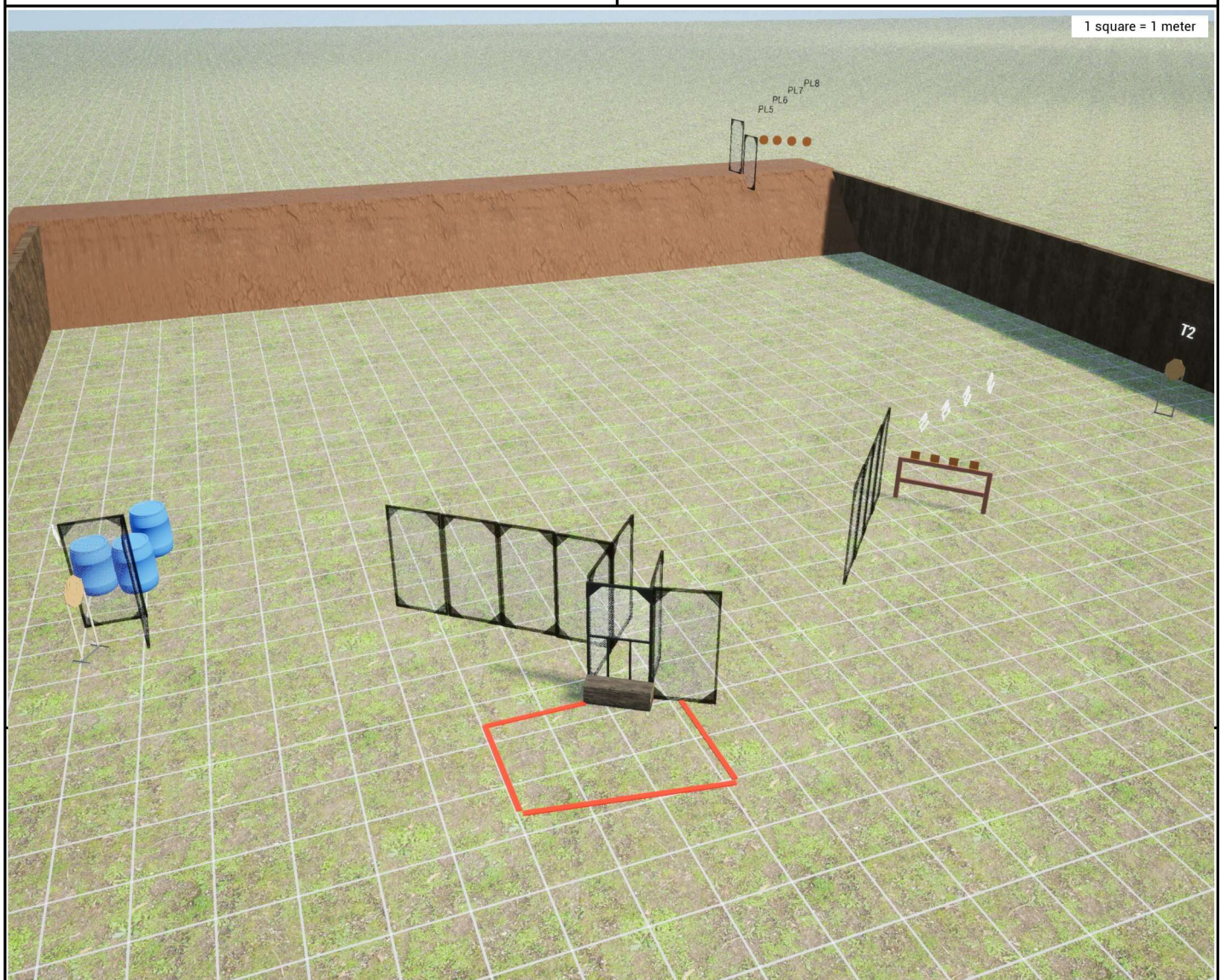
**Course Type** Short

**Rounds** 12 (60 points)

**Time Start** Audible

**Ready Cond** Option 1

**Targets** 2 IPSC targets  
8 IPSC plates



**Aim Higher**

**by Thomas**

## **WRITTEN STAGE BRIEFING**

Welcome to stage 6. This stage is called "Aim Higher"

The crew on this stage is:  
And my name is:

This is a Short Course.

There are 2 paper targets, 0 poppers and 8 plates

Minimum rounds to be scored: 12.

Maximum points: 60

The safety angles are clearly marked by left and right post. Once shooter moves beyond the safety angle posts, 90 degree safety angle applies.

The start position is standing anywhere in the shooting area, facing down range.

Firearm ready condition is Option 1.

PCC start position is stock on belt, safety on, muzzle pointing downrange, barrel parallel to the ground

On the audible start signal, engage all targets from within the shooting area. Steel must fall to score.

Note: Autopoppers are used on this stage, so steel will reset itself after 60 seconds.





# Schmeisser Rifle, by Brownells

by Thomas

## Start Position:

The start position is standing anywhere in the shooting area, facing down range.

Firearm ready condition is Option 1.

PCC start position is stock on belt, safety on, muzzle pointing downrange, barrel parallel to the ground

## Procedure:

On the audible start signal, engage all targets from within the shooting area.

Stomp plate activates plate swinger

Steel must fall to score.

Note: Autopoppers are used on this stage, so steel will reset itself after 60 seconds.

**Scoring** Best 2 hits on paper.


**Course Type** Long

**Rounds** 32 (160 points)

**Time Start** Audible

**Ready Cond** Option 1

**Targets** 10 IPSC targets, 12 steel



# Schmeisser Rifle, by Brownells

by Thomas

## WRITTEN STAGE BRIEFING

Welcome to stage 7. This stage is called "Schmeisser Rifle, by Brownells"

This is a Long Course.

There are 10 paper targets, 2 poppers and 8 plates

Minimum rounds to be scored: 32.

Maximum points: 160

The safety angles are clearly marked by left and right post. Once shooter moves beyond the safety angle posts, 90 degree safety angle applies.

The start position is standing anywhere in the shooting area, facing down range.

Firearm ready condition is Option 1.

PCC start position is stock on belt, safety on, muzzle pointing downrange, barrel parallel to the ground

On the audible start signal, engage all targets from within the shooting area.

Stomp plate activates plate swinger

Steel must fall to score.

Note: Autopoppers are used on this stage, so steel will reset itself after 60 seconds.

