


Kongsvinger Open 2018

Handgun : Level 3

Norway



Our Main Sponsors:



ZALFA

OSLO SKYTESENTER



VÅPENSMIA

DISCOVER PRECISION

Document Date:

23-May-2018

Kongsvinger Open 2018 : Handgun : Level 3 : Norway

#	Type [S/M/L]	IT	IMT	IP	IMP	PL	NS	Rounds To Be Scored	Firearm Ready Condition	Start Position	Time Starts
1	Short	4		2			2	10	-	-	A
2	Short	5		2			2	12	-	HT	A
3	Medium	7		2			2	16	FOB	-	A
4	Medium	6	4	1		2	2	23	-	-	A
5	Long	8	8				4	32	-	-	A
6	Short			1		11		12	UOT	HT	A
7	Medium	10		2		1	4	23	-	HT	A
8	Ghost Squad										
9	Long	12	2	3			12	31	-	-	A
10	Short	5		1				11	-	HT	A
11	Short	5		1			4	11	-	OB	A
12	Medium	9		4		2		24	-	-	A
13	Short	6						12	-	X	A
14	Medium	10		3			2	23	-	-	A
15	Medium	9		2			3	20	-	HT	A
16	Medium		12				5	24	-	HT	A
Total	[6/7/2]	96	26	24	0	16	42	284			

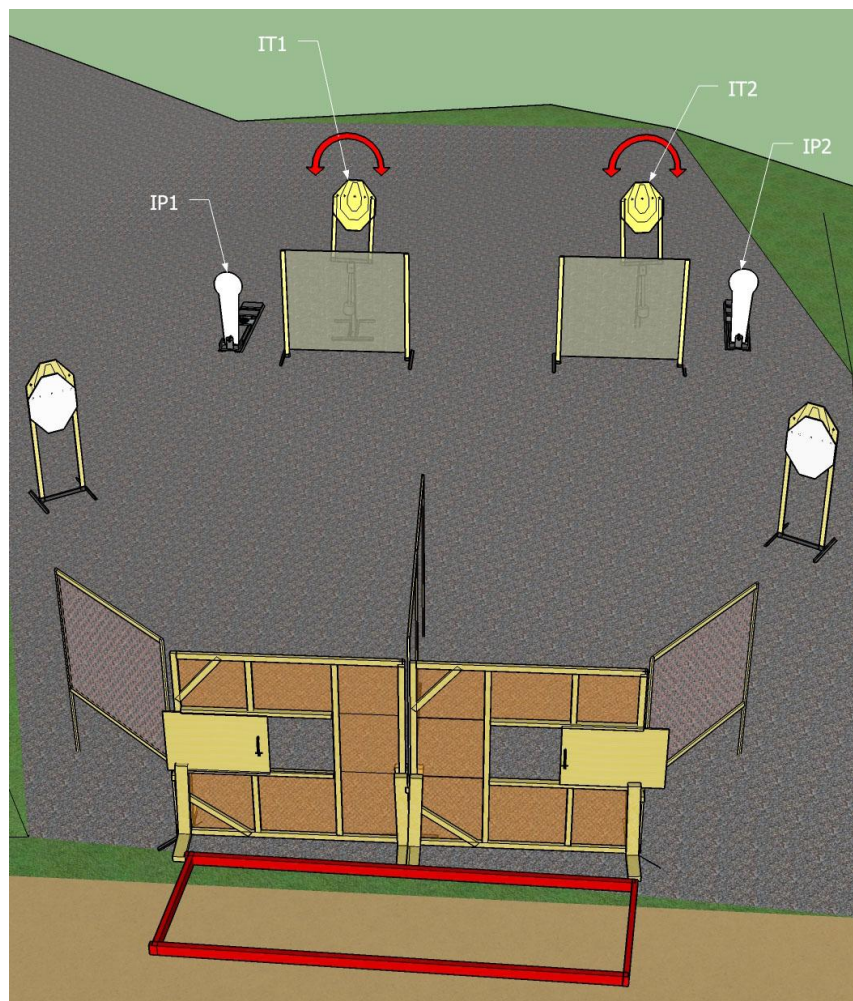
Abbreviations	
-	Default Condition / Freestyle
IT	IPSC Target(s)
IMT	IPSC Mini Target(s)
IP	IPSC Popper(s)
IMP	IPSC Mini Popper(s)
PL	IPSC Plate(s)
NS	No-Shoot Target(s)
HT	Heels Touching Mark
X	Hands Touching Xs
UOT	Gun Laying Flat On Table, Chamber and Magwell Empty
FOB	Gun Laying Flat On Barrel
OB	On Bridge

STAGE 1

Type:	Short Course
Targets:	4 IPSC Target(s) 2 IPSC Popper(s) 2 No-Shoot Target(s)
Rounds to be Scored:	10
Firearm Ready Condition:	-
Start Position:	-
Time Starts:	Audible Signal
Procedure:	On signal engage all targets from within designated area. IPSC Popper (IP1) activates Moving Target (IT1). IPSC Popper (IP2) activates Moving Target (IT2). All Targets are visible at rest.



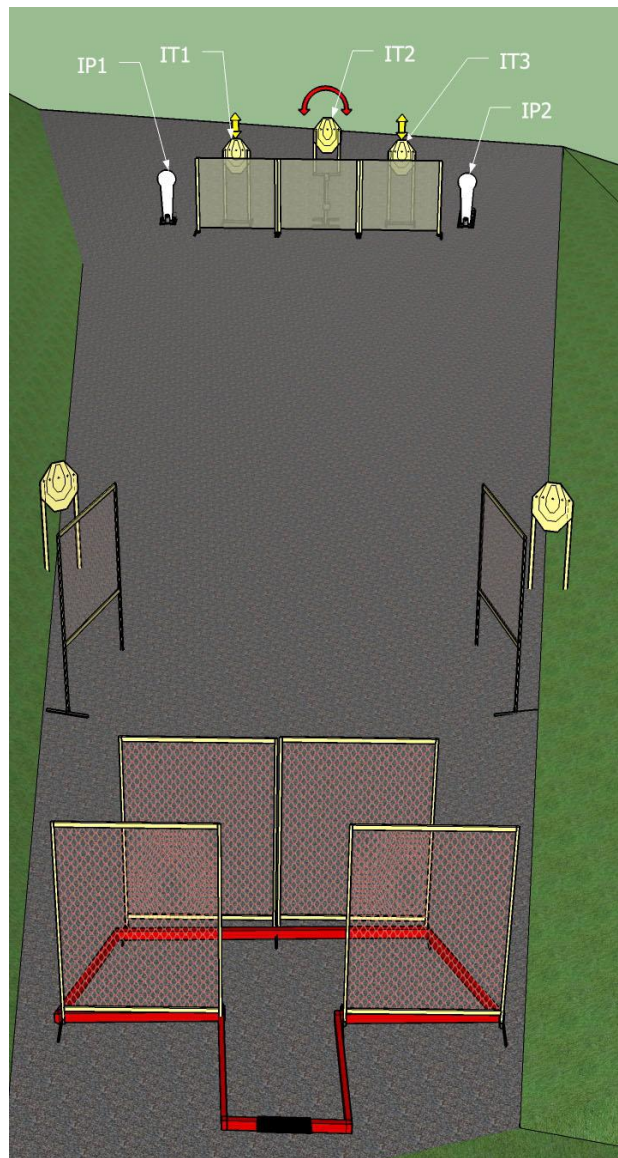
TANLEGE BJELLAND & CO
55 31 98 66



STAGE 2


Type:	Short Course
Targets:	5 IPSC Target(s) 2 IPSC Popper(s) 2 No-Shoot Target(s)
Rounds to be Scored:	12
Firearm Ready Condition:	-
Start Position:	Heels Touching Mark
Time Starts:	Audible Signal
Procedure:	On signal engage all targets from within designated area. Either IPSC Poppers (P1 or P2) releases All Moving Targets (IT1, IT2, and IT3). All Targets are visible at rest.

IPSC



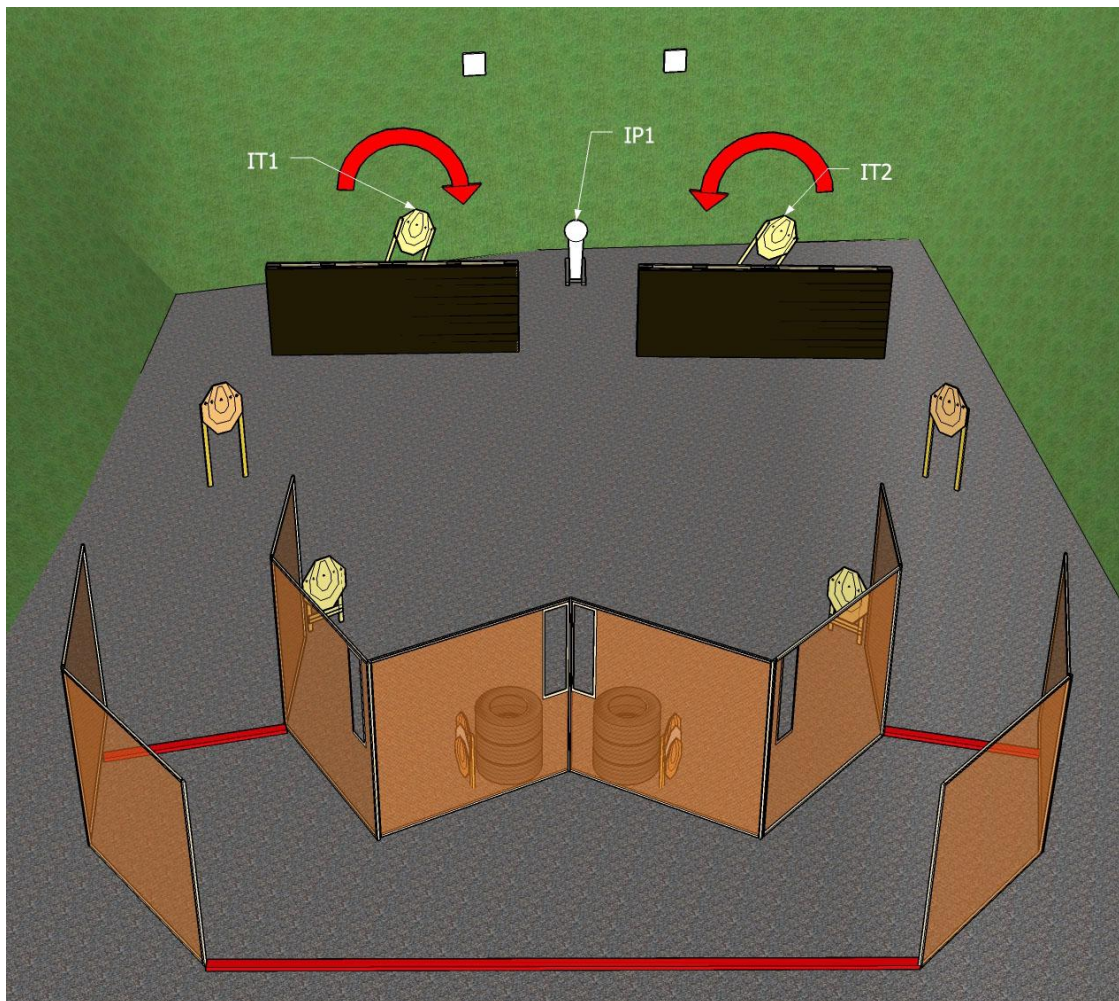
STAGE 3

Type:	Medium Course
Targets:	7 IPSC Target(s) 2 IPSC Popper(s) 2 No-Shoot Target(s)
Rounds to be Scored:	16
Firearm Ready Condition:	Gun Laying Flat On Barrel
Start Position:	-
Time Starts:	Audible Signal
Procedure:	On Signal Engage All target from within designated area with STRONG HAND ONLY.



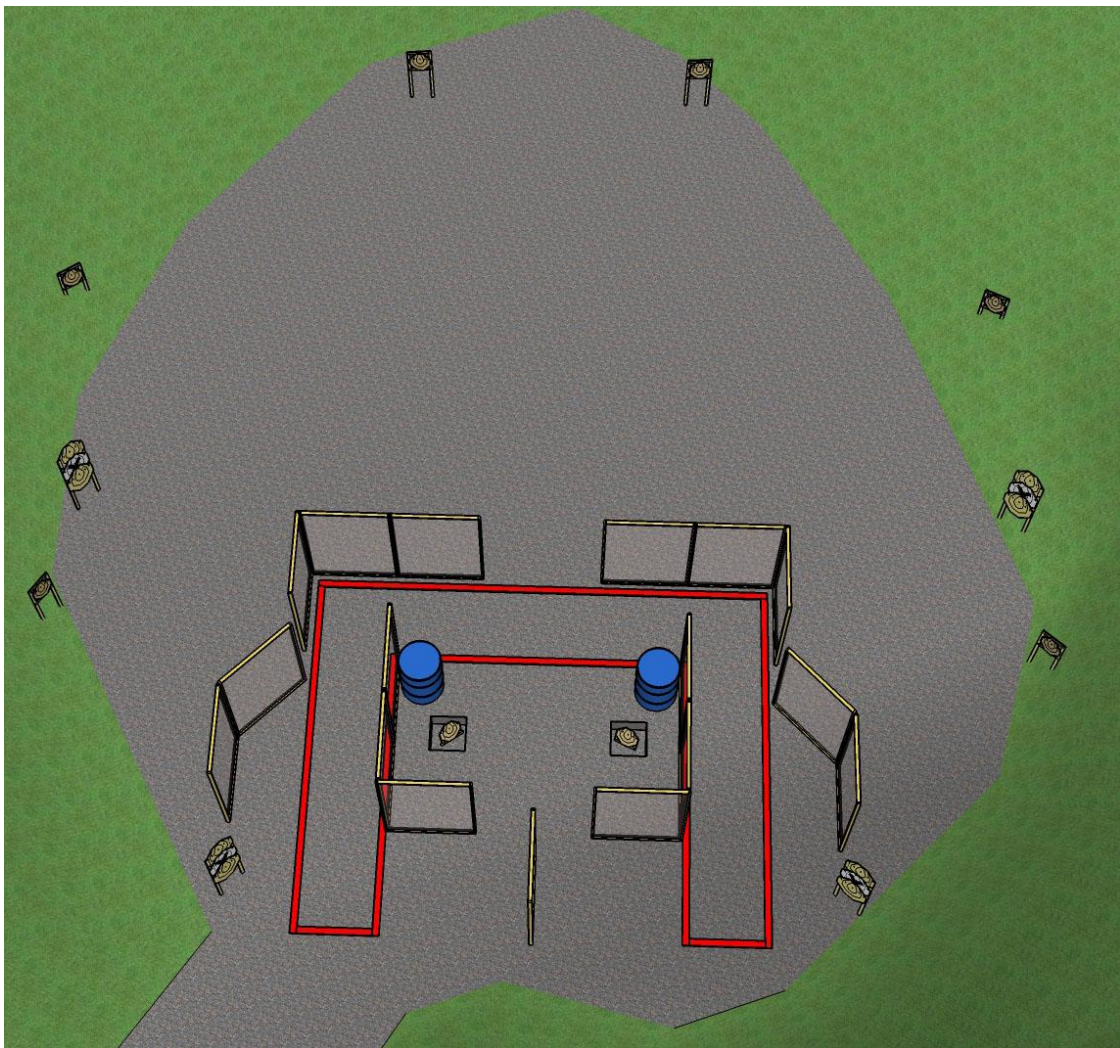
STAGE 4

Type:	Medium Course
Targets:	6 IPSC Target(s) 4 IPSC Mini Target(s) 1 IPSC Popper(s) 2 IPSC Plate(s) 2 No-Shoot Target(s)
Rounds to be Scored:	23
Firearm Ready Condition:	-
Start Position:	-
Time Starts:	Audible Signal
Procedure:	On signal engage all targets from within designated area. IPSC Popper (IP1) activates both Moving Targets (IT1 & IT2). All targets are visible at rest.



STAGE 5

Type:	Long Course
Targets:	8 IPSC Target(s) 8 IPSC Mini Target(s) 4 No-Shoot Target(s)
Rounds to be Scored:	32
Firearm Ready Condition:	-
Start Position:	-
Time Starts:	Audible Signal
Procedure:	On signal engage all targets from within designated area.

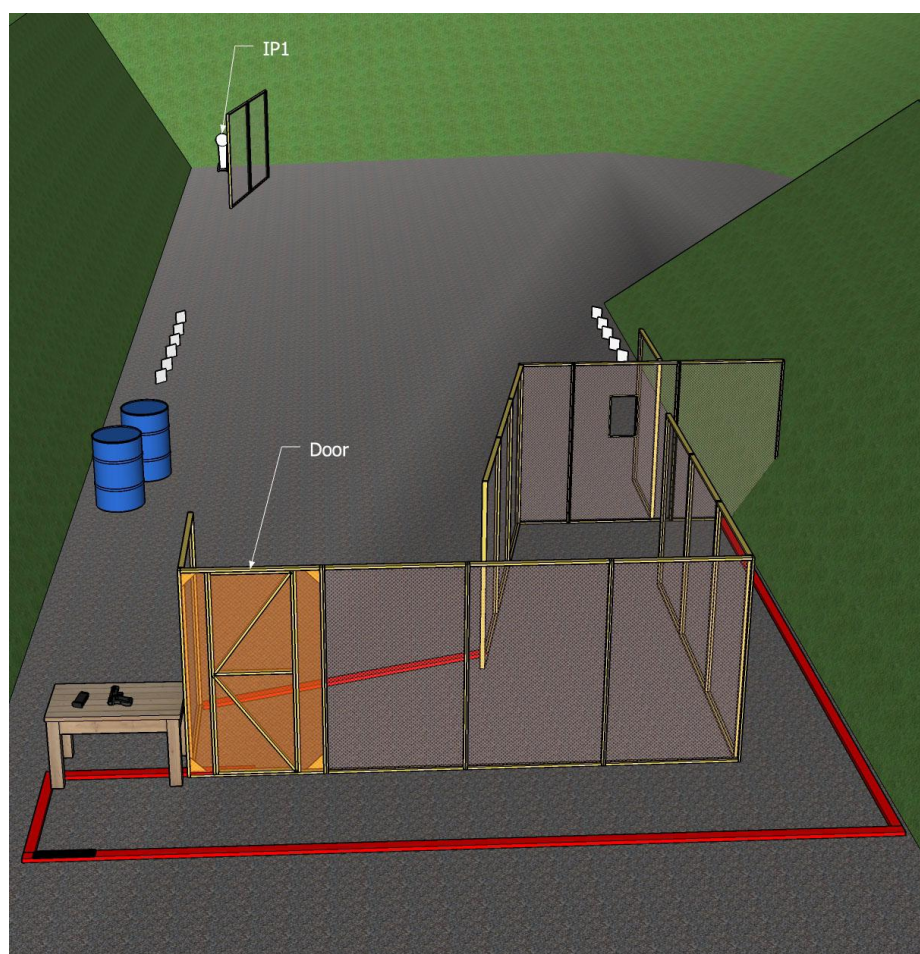


STAGE 6

Type:	Short Course
Targets:	1 IPSC Popper(s) 11 IPSC Plate(s)
Rounds to be Scored:	12
Firearm Ready Condition:	Gun Laying Flat On Table, Chamber and Magwell Empty
Start Position:	Heels Touching Mark
Time Starts:	Audible Signal
Procedure:	On Signal Engage all targets from within designated area. IPSC Popper (IP1) opens (Sliding) Door.

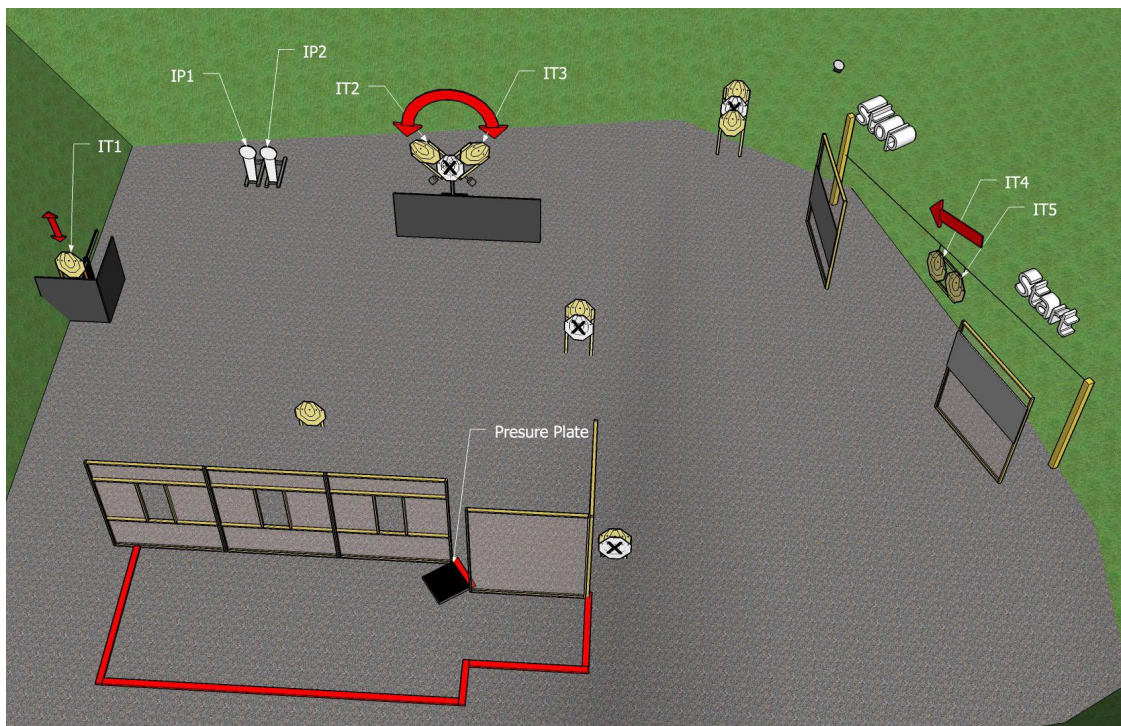


VÅPENSMIA
DISCOVER PRECISION



STAGE 7

Type:	Medium Course
Targets:	10 IPSC Target(s) 2 IPSC Popper(s) 1 IPSC Plate(s) 4 No-Shoot Target(s)
Rounds to be Scored:	23
Firearm Ready Condition:	-
Start Position:	Heels Touching Mark
Time Starts:	Audible Signal
Procedure:	On signal engage all targets from within the designated area. IPSC Popper (P1) activates Moving Target (IT1). IPSC Popper (P2) activates Moving Targets (IT2 & IT3). Pressure Plate activates Moving Target (IT4 & IT5). All targets are visible at rest.



STAGE 8

Please visit our sponsors in the vendor area!



TANNLEGE BJELLAND & Co
55 31 98 66

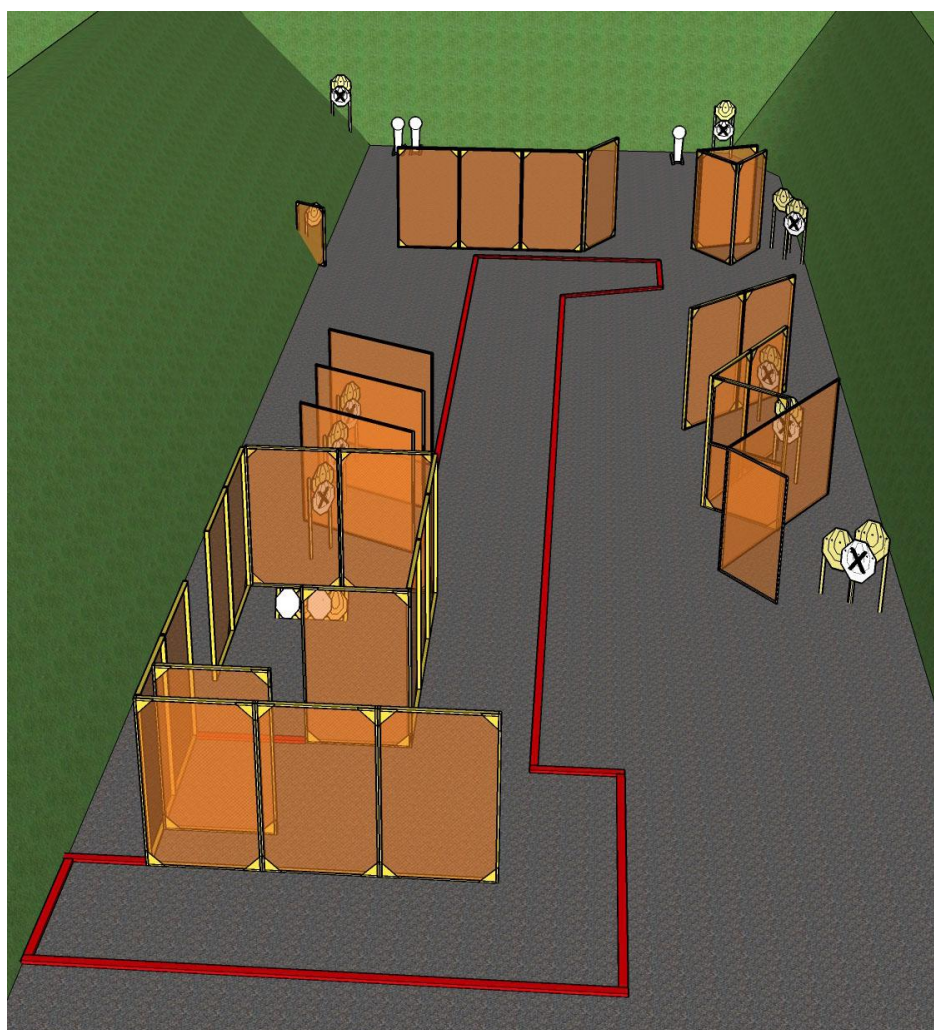


://flink.one

Service og Verksted AS

STAGE 9

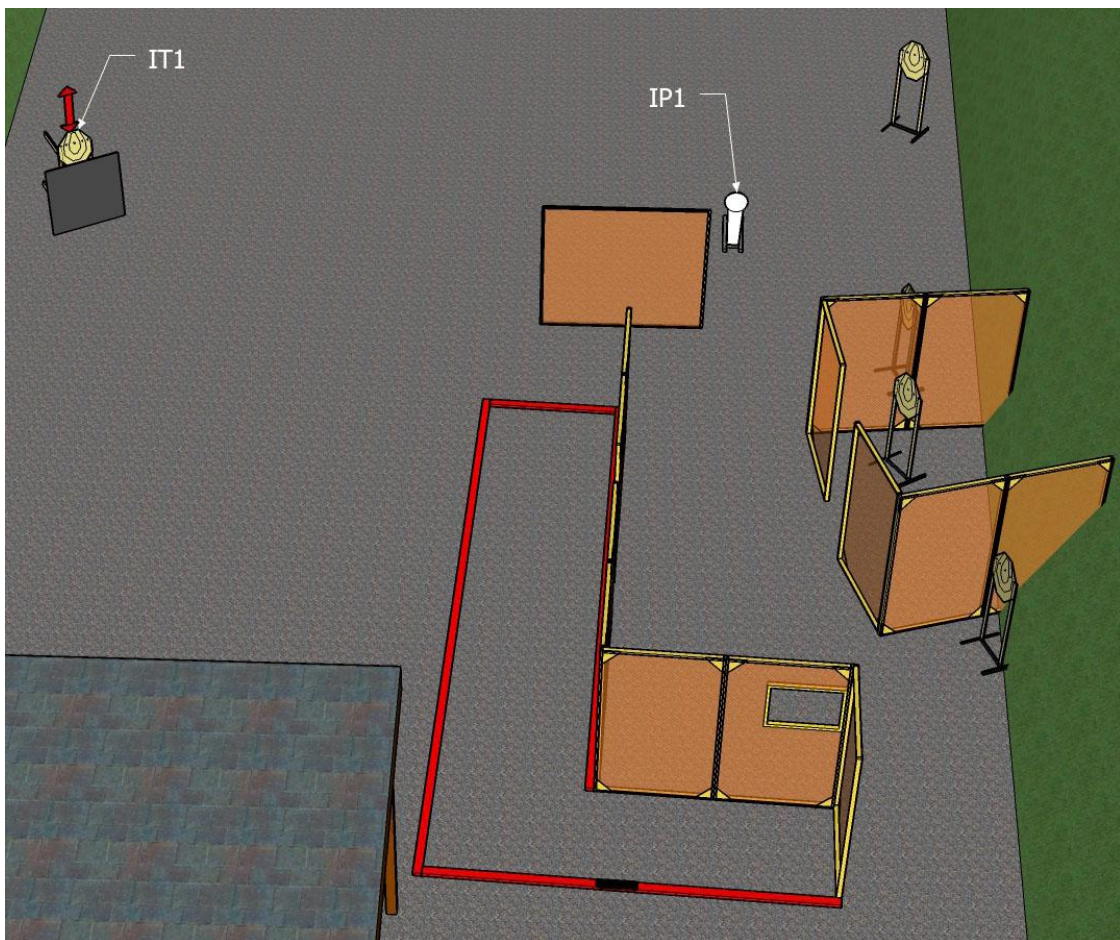
Type:	Long Course
Targets:	12 IPSC Target(s) 2 IPSC Mini Target(s) 3 IPSC Popper(s) 12 No-Shoot Target(s)
Rounds to be Scored:	31
Firearm Ready Condition:	-
Start Position:	-
Time Starts:	Audible Signal
Procedure:	On signal engage all targets from within designated area.



STAGE 10

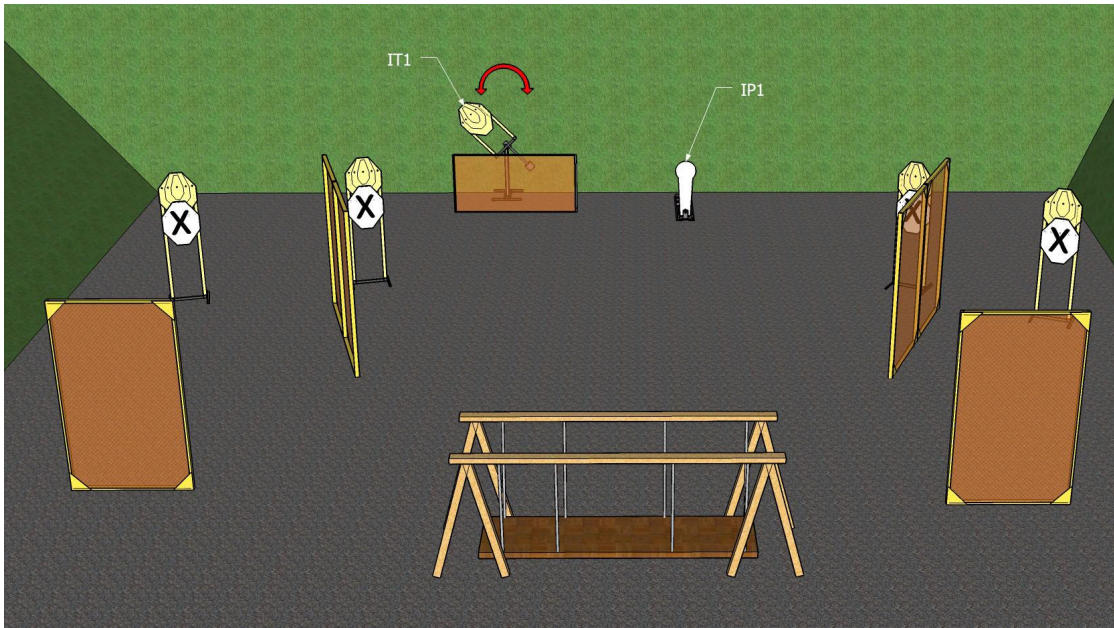
Type:	Short Course
Targets:	5 IPSC Target(s) 1 IPSC Popper(s)
Rounds to be Scored:	11
Firearm Ready Condition:	-
Start Position:	Heels Touching Mark
Time Starts:	Audible Signal
Procedure:	On signal engage all targets from within the designated area. IPSC Popper (IP1) activates Moving Target (IT1). All Targets are visible at rest.

OSLO SKYTESENER



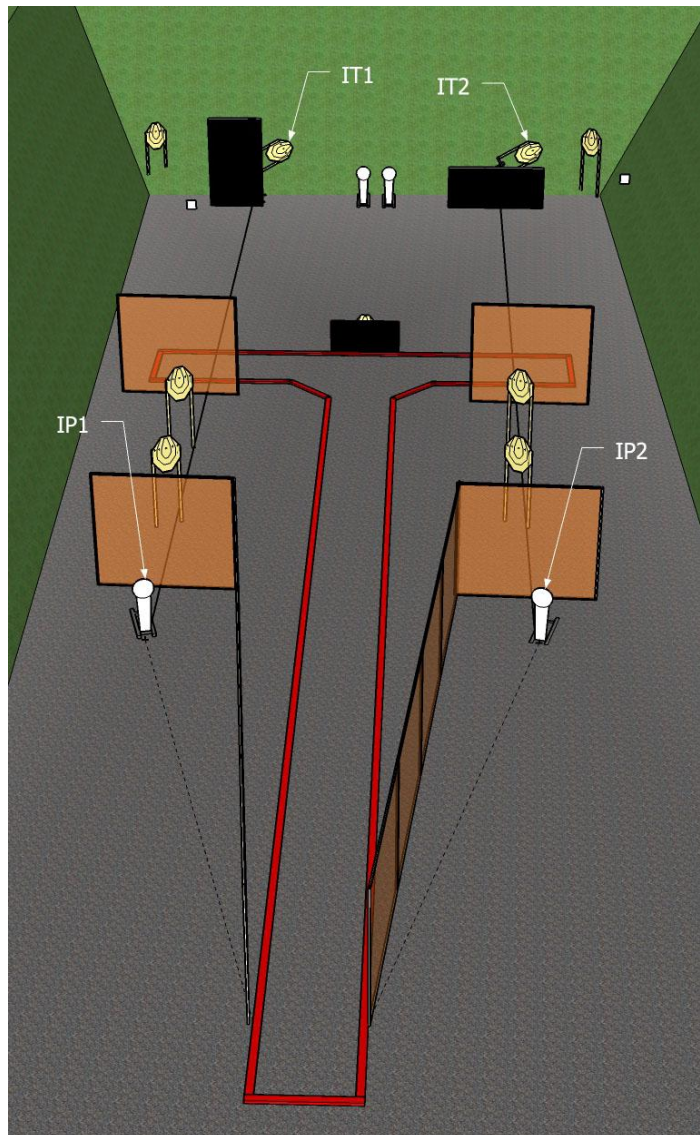


STAGE 11

Type:	Short Course
Targets:	5 IPSC Target(s) 1 IPSC Popper(s) 4 No-Shoot Target(s)
Rounds to be Scored:	11
Firearm Ready Condition:	-
Start Position:	On Bridge
Time Starts:	Audible Signal
Procedure:	On signal engage all targets from the Bridge. IPSC Popper (IP1) activates Moving Target (IT1). All targets are visible at rest.



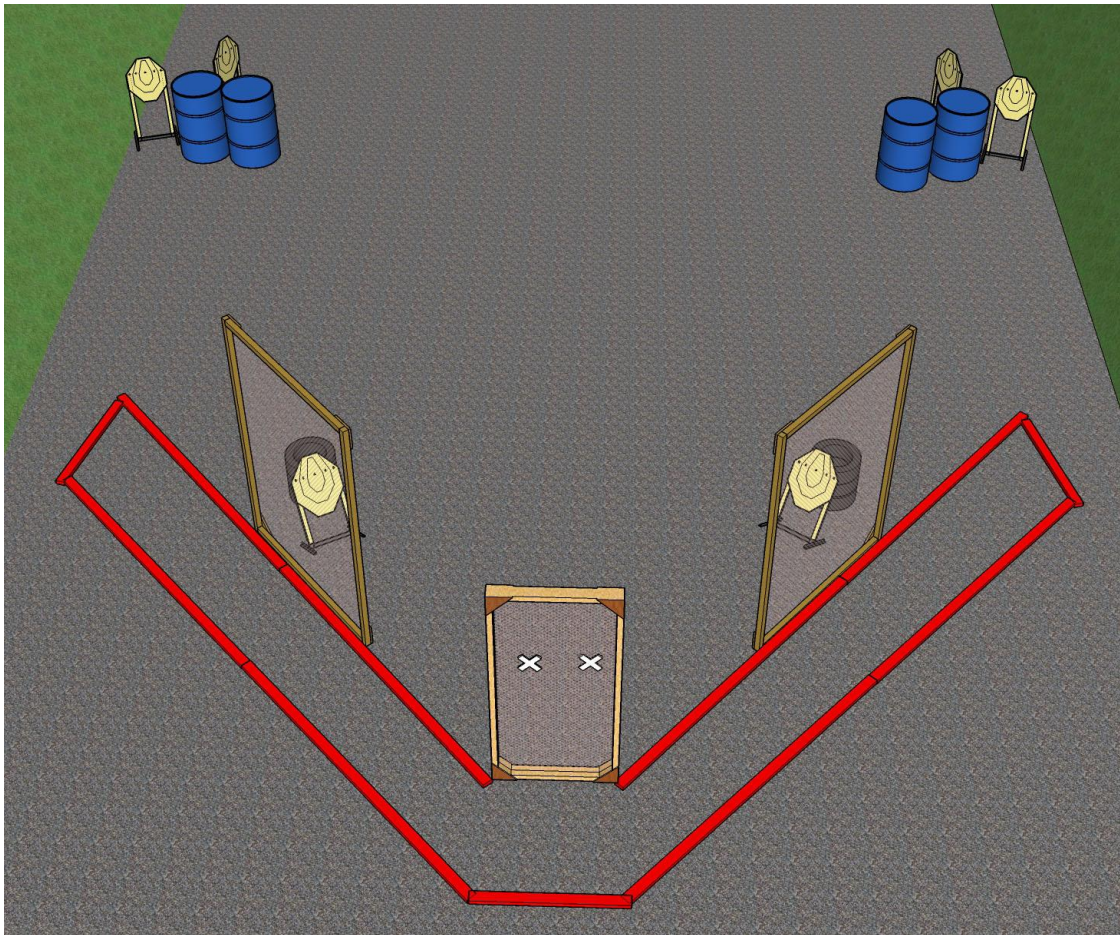
STAGE 12

Type:	Medium Course
Targets:	9 IPSC Target(s) 4 IPSC Popper(s) 2 IPSC Plate(s)
Rounds to be Scored:	24
Firearm Ready Condition:	-
Start Position:	-
Time Starts:	Audible Signal
Procedure:	On signal engage all target from within designated area. IPSC Popper (IP1) activates Moving Target (IT1). IPSC Popper (IP2) activates Moving Target (IT2). All targets are visible at rest.



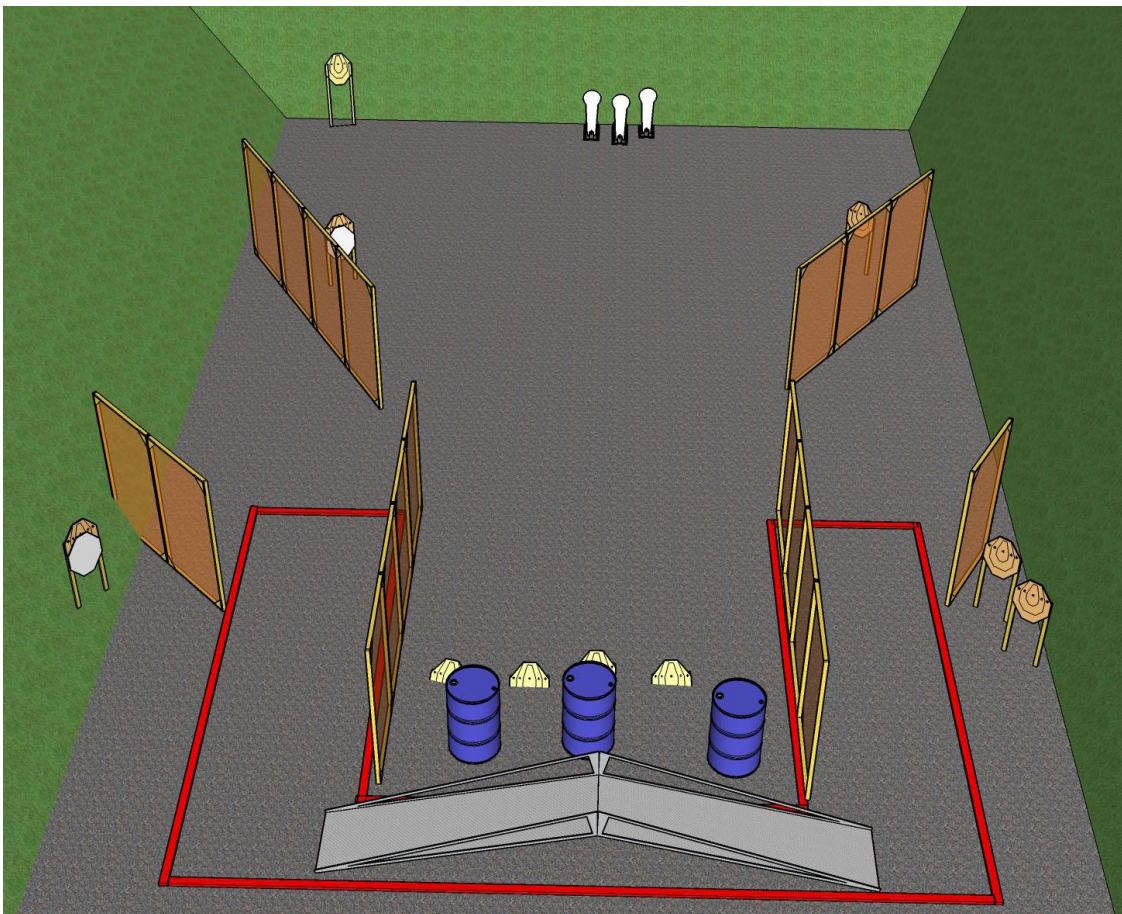
STAGE 13

Type:	Short Course
Targets:	6 IPSC Target(s)
Rounds to be Scored:	12
Firearm Ready Condition:	-
Start Position:	Hands Touching Xs
Time Starts:	Audible Signal
Procedure:	On signal engage all targets from within designated area.



STAGE 14

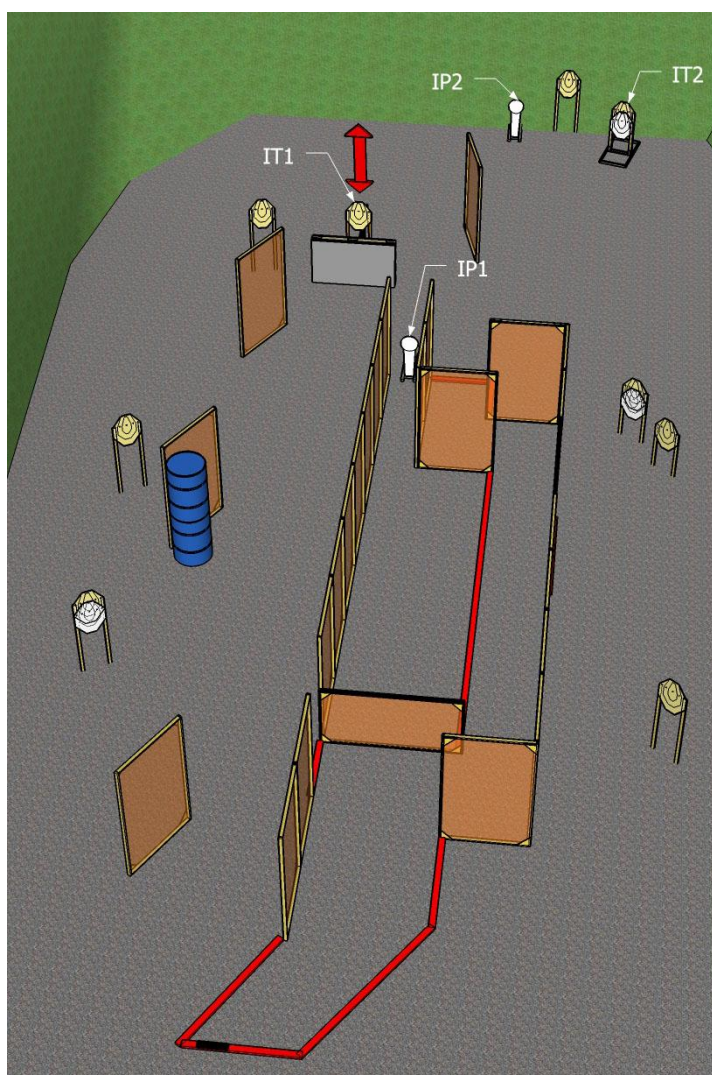
Type:	Medium Course
Targets:	10 IPSC Target(s) 3 IPSC Popper(s) 2 No-Shoot Target(s)
Rounds to be Scored:	23
Firearm Ready Condition:	-
Start Position:	-
Time Starts:	Audible Signal
Procedure:	On signal engage all targets from within designated area.



STAGE 15

Type:	Medium Course
Targets:	9 IPSC Target(s) 2 IPSC Popper(s) 3 No-Shoot Target(s)
Rounds to be Scored:	20
Firearm Ready Condition:	-
Start Position:	Heels Touching Mark
Time Starts:	Audible Signal
Procedure:	On signal engage all targets from within designated area. IPSC Popper (IP1) activates Moving Target (IT1). IPSC Popper (IP2) activates Moving Target (IT2). All Targets are visible at rest.

://flink.one



STAGE 16

Type:	Medium Course
Targets:	12 IPSC Mini Target(s) 5 No-Shoot Target(s)
Rounds to be Scored:	24
Firearm Ready Condition:	-
Start Position:	Heels Touching Mark
Time Starts:	Audible Signal
Procedure:	On signal engage all targets from designated area (Pathway)

